




ANNUAL REPORT & ACCOUNTS

2021-23



CONTENTS

Welcome from the Chair.....	3
Welcome from the CEO.....	4
Our Impact 2022-23.....	5
Who We Are.....	6
Speak Up	7
Step Up.....	10
Stay Strong.....	18
Looking Ahead.....	21
Financial Review.....	23
Our Reserves Policy.....	28
Our Investment Policy.....	29
Structure, Governance and Management	30
Statement of responsibilities of the Trustees.....	35
Reference and Administrative Details.....	37
Independent Auditor’s Report.....	39
Consolidated Statement of Financial Activities.....	43
Balance Sheets.....	45
Consolidated Statement of Cashflows	46
Notes to the Financial Statements.....	47



WELCOME FROM THE CHAIR



A WARM WELCOME TO LIVING STREETS! I AM PLEASED TO INTRODUCE THE ANNUAL ACCOUNTS AND TRUSTEES REPORT 2021-23.

Our Trustees Report this year covers activity between 1 October 2021 and 31 March 2023, given that we took the sensible decision to change our financial year from October to April to align with key funders.

This 18-month period was framed by political instability and profound economic and fiscal uncertainty in the UK, which inevitably presented - and continues to present – significant challenges to all charities. At the same time, however, concerns about health, air quality and climate change have continued apace.

Despite these challenges, Living Streets has kept a firm focus on our mission to achieve a better environment for walking and to inspire people to walk more. At the same time, however, our roads are far from safe: 123 pedestrians are killed or seriously injured every week in the UK - a shocking figure. Now is not the time to stall on measures to improve road safety, to reduce congestion and air pollution, to create better, safer places and improve our health, wellbeing and environment.

Impact is what we must be about. And we are making an impact. We know that our projects and campaigns are helping people to walk more.

WOW - our walk to school challenge - saw active travel rates increase by 12% in new WOW schools in Scotland and created 14.3 million new walking trips in schools in England.

We launched our powerful Walking Connects project, helping older people to get out and about more, reducing feelings of loneliness and isolation amongst those most at risk. And our campaigning helped Wales to become the first nation to adopt a 20mph default speed limit on residential streets.

We continue to make the case for safe and welcoming streets for all. Our Slips, Trips and Falls research revealed that there could be as many as a million outdoor falls among older people in England each year and made recommendations to reduce the number of falls. And our crossings campaign resulted in over 1,000 crossings being highlighted to local decision makers as in need of change to prioritise pedestrians.

The above is just a snapshot of the impact we have had over this 18-month period, and I hope you will enjoy reading more of our highlights throughout this report.

To have achieved so much against such a challenging backdrop is testament to our dedicated and hard-working staff team. Thanks to them, our supporters, members, Local Groups and my fellow Trustees, as we stride towards our centenary in 2029.



DAME JANE ROBERTS
Chair of Living Streets

WELCOME FROM THE CEO

It has been a challenging 18 months for Living Streets, with the charity feeling the effects of economic, fiscal and political instability, particularly in relation to dedicated policies and funding for walking. Delays to some key funding streams has meant we have had to look at different ways of doing things in the longer term and reduce costs within our operating model.

Despite this, we have achieved a significant amount, enabling more people to walk or wheel their everyday journeys and supporting communities to build better walking environments.

We continued to work with pupils, parents, carers and teachers to support more children to walk to school and to improve the quality of routes to school. We enabled older people to walk more. And we worked with communities to help them feedback to decision-makers the day-to-day problems they are facing with their streets.

All these projects combined our award-winning behaviour change and engagement methodologies with dedicated activities to understand the concerns of people of all ages and abilities with walking conditions in their streets and communities. Our Community Street Audits and School Route Audits, created to combine community voice with expert technical advice, helped to deliver real change.

All of this was accompanied by campaigns and evidence-led research.

A generous bequest from our late former Chair, Alastair Hanton OBE, funded the creation of our first-ever youth campaigner programme. We built the evidence base around the needs of people with our research on the impact of trips and falls. And we continued to campaign for lower speed limits, reductions in pavement clutter and street spaces less dominated by cars, enjoying success at national and regional levels.

Our UK Walking Summit in Leeds shone a light on the opportunities and challenges we still face as a society, with contributions from senior figures in Active Travel England, the Department for Transport, West Yorkshire Combined Authority, Edinburgh City Council and more.

As a society, we are still facing crises around public health, air quality, climate change, road safety and inequalities on our streets – the role walking and Living Streets plays in building better places and reducing car dominance continues to be critical.

A recent announcement on 29 September 2023 gives us welcome assurance of the funding we may expect through to March 2025, putting our vision of a nation where walking is the natural choice for local, everyday journeys in closer sight.



STEPHEN EDWARDS
Chief Executive



WHEN WE REFER TO 'WALKING' IN THIS REPORT, WE INCLUDE PEOPLE WALKING WITH THE USE OF MOBILITY AIDS, INCLUDING WHEELCHAIRS.



OUR IMPACT



96 workplaces taking part in **Walking Works** - up 75% on last year



Over **31.6m** trips logged on the **WOW Travel tracker**



Our Walk to School Outreach project generated **14.3m** new walking trips and removed **2.5m** car km from the roads



Walking rates up **12%** in our new Scotland schools



DR RONX announced as our first-ever celebrity ambassador for WOW

54,000 supporters



75 Living Streets Local Groups - up 24% on last year

20 Wales became the first nation to adopt a 20mph default speed limit on residential streets



3,322 members



Over **300** people attended our Walking Summit



Supported over **350** older adults to walk more through our project work



WHO WE ARE

**WE ARE LIVING STREETS,
THE UK CHARITY FOR
EVERYDAY WALKING**



OUR VISION

A nation where walking is the natural choice for local, everyday journeys.



OUR MISSION

Achieve a better walking environment and inspire people to walk more.

WALK WITH US



Walk With Us is our five-year (2020 – 2025) strategy. It is bold, ambitious and reflects the changed world we find ourselves in. Walking is at its heart and we want to see three key outcomes:

PEOPLE CHOOSE WALKING

Walking is at the top of the travel hierarchy for shorter journeys to improve our health and our environment

BETTER STREETS FOR WALKING

Developing design standards for pedestrians

ALL WALKS OF LIFE

We want walking to be for everyone, striving for equality and inclusion for our streets, in every UK neighbourhood, city and nation.

**TO ACHIEVE THESE
OUTCOMES, WE HAVE
THREE STRATEGIC
OBJECTIVES TO...**



- 1 SPEAK UP**
- 2 STEP UP**
- 3 STAY STRONG**

1 SPEAK UP



WE WILL BE MORE VOCAL AND AMBITIOUS ON:

- Calling for increased public investment in walking
- Putting walking at the top of the travel hierarchy
- The evidence that walking is good for our wellbeing, our high streets and the planet
- The need to reduce car journeys
- Improving air quality and road safety
- Ensuring our places and streets are designed for all and actively tackle inequalities
- Valuing voices of those least represented in decisions about our streets.

WHAT WE WANT TO ACHIEVE:

- Secure more investment in walking, and more people walking to school and work
- Ensure Highway Code revisions put people first and secure a ban on pavement parking in England
- Grow public and political profile to ensure election candidates support and implement Living Streets' walking manifesto
- Amplify underrepresented voices on the benefits of walking to create safer streets.

SECURE MORE INVESTMENT IN WALKING, AND MORE PEOPLE WALKING TO SCHOOL AND WORK




We rolled out an urgent campaign to call for cuts to active travel budget in England to be reversed and behaviour change funding ringfenced, with 797 people writing to their MP.



1 SPEAK UP

ENSURE HIGHWAY CODE REVISIONS PUT PEOPLE FIRST AND SECURE A BAN ON PAVEMENT PARKING IN ENGLAND

- Building on our successful campaign to update the Highway Code, we collaborated with THINK! to raise awareness of the changes.
- We continued to work with campaign partners, British Parking Association, Guide Dogs, Local Government Association and Disabled Motoring to step up pressure on Government to act on pavement parking.
- We monitored the much-delayed rollout of a pavement parking ban in Scotland, responding to technical consultations on issues such as enforcement.



GROW PUBLIC AND POLITICAL PROFILE TO ENSURE ELECTION CANDIDATES SUPPORT LIVING STREETS' WALKING MANIFESTO AND IMPLEMENT IT

- We developed and implemented a public affairs strategy to target key influencers at a UK, devolved nations and local level.
- Our UK National Walking Summit in Leeds was attended by key political stakeholders and hundreds of delegates in person and online.
- We launched our Blueprint for Change manifesto in the run up to the local elections calling for walking to be a priority, a network of safe and welcoming walking routes and attractive alternatives to the car.
- The Summit explored how local authorities can reach walking targets and how we can create streets that are accessible for all. Speakers including Charles Brown (Equitable Cities), Danny Williams (Active Travel England), Caroline Stickland (Transport for All) and Dr Amit Patel (Trustee and campaigner) presented on how we can make streets more equitable for women, children, disabled people and people of colour.
- Our Walkable London event showcased best practice on walking infrastructure and was attended by local authority transport leads from across London.

1 SPEAK UP

- We delivered nine walk to school events with MPs, including Minister for Roads, Richard Holden MP, and met with key parliamentarians.
- We continued to participate in the Walking and Cycling APPG, jointly holding a webinar and led walk celebrating National Walking Month, providing evidence to its Road Justice inquiry, and briefing MPs on key issues such as pavement parking.
- We called for changes to wait times at signalised crossings to prioritise pedestrians. Our supporters have so far nominated over 1,000 local crossings for change to local decision makers.



AMPLIFY UNDERREPRESENTED VOICES ON THE BENEFITS OF WALKING TO CREATE SAFER STREETS

- We launched our Pedestrian Slips, Trips and Falls report in March 2023 with support from the Department for Transport, Local Government Technical Advisors Group and Zurich Municipal, highlighting the up to £500m a year cost to health and social care budgets of outdoor falls.
- Our Youth Campaign Officers developed an approach to youth-led campaigning with pilot work at the University of Exeter, thanks to support from Roger de Freitas. This led to several students feeding into local infrastructure consultations and is supporting the development of our youth campaign pack.
- We produced internal guidance and resources on an affinity group model to support a diverse and inclusive Local Group network.
- We explored creative methods of assessing safety and accessibility as part of our street review work. This approach has been developed as a tool for making engagement more inclusive by bringing more voices into the process. The approach was modelled in a workshop attended by Lisa Nandy MP.

2 STEP UP

WE WILL SCALE UP FOR WALKING BY:

- Increasing our projects and replicating our products at scale
- Growing our community of supporters, listening and responding to local concerns and supporting policy calls
- Increasing and diversifying our funding streams
- Equipping our staff with the tools for the job
- Continuing to review and improve our products, services and project offerings ensuring they are relevant to our audiences and wider environmental concerns.

WHAT WE WANT TO ACHIEVE:

- Ensure Living Streets Services operations support scaling up, both across the supply chain and through effective systems
- Grow our local group and supporter networks and income, ensuring a more representative membership of the communities we serve
- Ensure a scalable approach to project models, growing our Walk to School and Streets work.

ENSURE LIVING STREETS SERVICES' OPERATIONS SUPPORT SCALING UP, BOTH ACROSS THE SUPPLY CHAIN AND THROUGH EFFECTIVE SYSTEMS

Within the trading subsidiary, we strive for operational excellence so that we can maximise profit gift-aided to the charity. As part of this we have completed procurement of an order management system (OMS). Once implemented, we expect to see operational efficiencies that will support future growth.



2 STEP UP

GROW OUR LOCAL GROUP AND SUPPORTER NETWORKS AND INCOME, ENSURING A MORE REPRESENTATIVE MEMBERSHIP OF THE COMMUNITIES WE SERVE

- We launched new Local Groups ran for - and by - specific communities, such as South London Somali Women's Living Streets Group. These affinity groups have been supported to share their practice and learnings to help us grow this network, such as a programme of walks delivered with the Muslimah Sports Association in Redbridge, run by our Local Group in Manor Park.
- We secured funding from the European Climate Foundation and partnerships with Possible, CPRE London and the University of Glasgow to create an inclusive, creative approach to our local campaign work and to deliver training for Local Groups.
- Our supporter list exceeded 54,000 in March.
- To achieve supporter growth, we continued to experiment with several tools, including Facebook and campaigning platform Care2. The results from this helped us hone our tactics to achieve greater return on investment.
- Our Christmas Appeal and the subsequent promotion of the Walking Summit ticket offer for donating members saw a rise in members to 3,322.



2 STEP UP

ENSURE A SCALABLE APPROACH TO PROJECT MODELS, GROWING OUR WALK TO SCHOOL AND STREETS WORK

SCOTLAND

Major grant work for Transport Scotland continued throughout the period October 2021-March 2023, with an increase in the grant value from £250,000 in 2021-22 to £555,000 in 2022-23. This grant supported 155 primary schools to take part in WOW – our walk to school challenge. External evaluation carried out in November 2022 showed that in their first year of participation, schools saw an average increase in walking (all the way) of 5 percentage points and an increase in active travel (including Park and Stride) of 10 percentage points. Schools that have participated for four or more years had walking levels over 9 percentage points higher than non-WOW schools.

The main grant supported five secondary schools and 11 early years settings to take part in our Little Feet programme.

We hosted our Big Walking Seminar in March 2023, sharing important learning from the programme and opportunities to build new partnerships.

Our Out and About project in North Lanarkshire ran from April 2022-March 2023, funded through the Paths For All Open fund. We worked with older adults and communities to co-produce a Guide to Getting Better Streets and Pavements. Overall, the project involved 63 core group participants with a further 235 engaged through a variety of events, workshops and conversations.



2 STEP UP

WALES

Living Streets Cymru worked closely with communities and Welsh Government on a pilot of 20mph as the default speed limit. Where we ran WOW - our walk to school challenge - in the pilot areas, we achieved a 30% reduction in the number of journeys taken solely by car and a 19% reduction in the number of people driving at 24mph or less. We continue to work with Welsh Government to support the national roll out a default 20mph speed limit on residential roads, which came into effect in September 2023.

We pushed for legislation to end pavement parking in Wales. Welsh Government had proposed changes that would allow local authorities to enforce pavement parking. To roll this out, new powers are needed to extend to the carriageway as well as the footway. This is slightly more than originally envisaged (additional powers over the carriageway) and will require additional public consultation, which we expect in spring 2024. However, this option means the Welsh Government can push ahead independent of Westminster.

We engaged with decision makers across Wales, including MPs and Senedd members. We did a Walk to School with the First Minister, Deputy Minister for Climate Change and the Minister for the Economy. Our CEO met with leaders at Transport for Wales and the CEO of Sport Wales. We also presented the findings of our Walking Friends Wales project to the Older People's Commissioner.

A grant from Sport Wales' Healthy and Active Fund allowed us to work with people aged 50+ in South East Wales through the Walking Friends Wales project. The project ran from July 2019 - March 2023. We worked with 96 volunteer/community walk leaders across Cardiff, Newport, Torfaen, Caerphilly and Merthyr Tydfil and delivered 38 events, including walk leader training, community engagement and presenting at networking events.

Evaluation surveys showed that 87% of responding participants had walked more; 94% had an improved sense of physical wellbeing; and 81% had an improved sense of mental wellbeing and felt more socially connected.



2 STEP UP

ENGLAND

We secured contracts with 12 local and combined authorities through the Capability Fund in 2021 and 2022, with several authorities agreeing to continue funding into 2023. Some didn't continue as a result of changed priorities following receipt of Active Travel England Capability Ratings. Through these contracts we worked with nine early years settings, 187 primary schools, 19 secondary schools, eight further education settings and seven workplaces.

In West Yorkshire Combined Authority (WYCA), we worked with 12 primary schools, five secondary schools and 75 workplaces between April 2021 and July 2022. In addition, WYCA commissioned us to deliver our Little Feet programme with 30 early years settings from July 2022 - June 2023.

In June 2022, we launched our Walking Connects project, funded by the DfT's Tackling Loneliness Fund. We are working with people aged over 50 in Bolton, Wigan, Lancashire and Stoke on Trent where there are higher levels of loneliness and deprivation, as well as lower walking rates. By the end of March 2023, 58 walk leaders had been trained and 49 led walks delivered. Across 15 Community Street Review (CSR) training sessions, we had trained 61 CSR volunteers and delivered 16 CSR sessions. 39 transport professionals from local authorities and transport operators had also taken part in accessibility training delivered by Dementia Awareness or Transport for All.



2 STEP UP

LONDON

Our three-year Streets Apart project, funded by City Bridge Trust, concluded in January 2023. Over the final year of the project, 76 people took part in regular walking activities through one of 12 walking groups we established in Havering, Barking & Dagenham and Redbridge, alongside the completion of three Community Street Audits. Our evaluation indicates that 84% of participants experienced physical benefits from the programme and 72% recognised its positive social impact.

We also delivered preparatory work around Liveable Neighbourhoods and Mobility Hubs in Redbridge for key active travel routes, healthy street audits and conducted public engagement activities to gather feedback on new hubs launched in South Woodford and Wanstead. We were commissioned to carry out work in Redbridge in January-February 2023 to undertake face to face surveys with businesses, residents and customers on Ilford Lane.



TECHNICAL

Our Transport Scotland and DfT funded inclusive design project evaluated the effectiveness of current approaches to the design of 'floating bus stops' and continuous footways, looking at how they function for pedestrians and suggesting changes to future design guidance. This included informal consultations with project stakeholders, including Active Travel England and the Transport Scotland Roads for All Forum. Field work was completed in summer 2023 and findings will be shared later in 2023.

We received continuation funding from Cycling Scotland to deliver audits and community engagement in properties managed by Registered Social Landlords to deepen understanding of how the physical environment for pedestrians affects tenants and the wider public. This generated ideas for short and long-term improvements and specific changes to infrastructure.

2 STEP UP

In October 2022, we began work on a pilot project funded by National Highways to work with 20 primary schools across the Yorkshire and North East region within 500m of the strategic road network to identify barriers to active travel. We also investigated possible infrastructure improvements or community actions to implement safer walking routes.

Throughout October 2021-March 2023 we continued to support Local Cycling and Walking Infrastructure Plans.

WALK TO SCHOOL OUTREACH

Funded through annual grants of £2m from DfT/Active Travel England in 2021-22 and 2022-23, the Walk To School Outreach programme has worked in partnership with five combined transport authority partners (Liverpool City Region Combined Authority, Transport for Greater Manchester, West Midlands Combined Authority, West Yorkshire Combined Authority, South Yorkshire Mayoral Combined Authority), in addition to the following individual authorities: Birmingham City Council, Essex County Council, Warrington Borough Council, Nottingham City Council, Hampshire County Council, Lancashire County Council and Bournemouth, Christchurch & Poole Council), Northumberland County Council, Sunderland City Council, Newcastle City Council, Gateshead Council, North Tyneside Council and South Tyneside Council to increase walking to school rates amongst pupils and their families.

Schools were signed up to take part in WOW – our walk to school challenge – and supported to deliver WOW alongside more intensive support to tackle barriers to walking to school.



2 STEP UP



**THROUGH WALK TO SCHOOL OUTREACH,
BETWEEN APRIL 2022-MARCH 2023 WE SAW:**



1,111
SCHOOLS TAKE PART IN
WOW – OUR WALK TO
SCHOOL CHALLENGE

16%
INCREASE IN WALKING
AND WHEELING ALL THE
WAY TO SCHOOL

331,000
PUPILS RECORDING
JOURNEYS TO SCHOOL
ON THE LIVING STREETS
TRAVEL TRACKER

14,311,683
NEW WALKING TRIPS FOR
CHILDREN AND ADULTS



2,584,012
CAR KM REMOVED FROM
THE ROAD



A TOTAL BENEFIT COST
RATIO OF
8.43

3 STAY STRONG

WE WILL BE A SUSTAINABLE ORGANISATION THROUGH:

- Being a well-governed charity
- Ensuring we have sustainable funding
- Monitoring and evaluating the way we work for continuous improvement
- Supporting and investing in our staff and volunteers
- Investing in our operations
- Increasing the diversity of our staff, volunteers and beneficiaries
- Measuring and managing our carbon, waste and water footprint.

WE WILL ACHIEVE THIS BY:

- Securing continued funding
- Strengthening our digital infrastructure
- Continuing to observe best practice, due diligence and strong governance across the charity
- Implementing an equity and diversity strategy in relation to our staff, our Trustees and our beneficiaries.



SECURING CONTINUED FUNDING

» MAIN INCOME SOURCE

Funding to deliver the Walk To School Outreach scheme in England and the Walking National programme in Scotland – funded by the Department for Transport (DfT) and Transport Scotland – continued to be Living Streets' main income source (£2,725,932 in total). We also received £497,213 from DfT's single-year Tackling Loneliness with Transport Fund to deliver Walking Connects with older adults in the North West of England.

New funding of £2m secured from Active Travel England for the period to March 2024 will mean our work on Walk to School Outreach can continue without interruption. A further £3m due in the period from April 2024 to March 2025 gives us assurance for the future.

3 STAY STRONG

» STATUTORY GRANTS AND CONTRACTS

We received £2,215,364 from this income stream. This includes retaining partnerships with local authorities to deliver Capability Fund programmes in England and Smarter Choices Smarter Places in Scotland. Other grants and contracts include National Highways, West Yorkshire Combined Authority, Scotland's Towns Partnership and Cycling Scotland.

» TRUSTS, FOUNDATIONS AND LOTTERY

We maintained our level of funding received from charitable sources - £244,337 in total, including from the European Climate Foundation, Paths for All and Play Scotland.

» LIVING STREETS SERVICES

Our trading subsidiary, Living Streets Services Ltd, continues to generate unrestricted profit gift-aided to the charity. This year the company generated £1.5m revenue and £315k profit. The commercial team has been focused on consolidating core income from our work with primary schools, alongside developing new offers to support income diversification. In the 23/24 financial year we will launch new products and services for secondary schools (Next Steps), early years (Little Feet), and workplaces (Walking Works). Our Walking Works offer development has been supported by a social investor, CAF Venturesome.

» CORPORATES

We are keen to build income from corporate partners to support our work and appointed a postholder to develop opportunities with partners. At this year's Walking Summit in Leeds, we were generously supported by Arup and Starling Technologies.



3 STAY STRONG

» INDIVIDUAL GIVING

We continue to be supported by our Members' network, alongside donations from hundreds of our supporters. We were grateful this year to receive a number of significant gifts, including from the estate of the late Alastair Hanton OBE, our former Chair and committed supporter.

» DIGITAL STRATEGY IMPLEMENTATION

- We invested £131,000 in a new customer relationship management system, which launched in November 2022. This enables us to build better rapport with donors, supporters and fundraisers.
- A further investment of £100,000 was made in December 2022 in a new finance system, due to go live in early 2024. It will enable us to streamline financial processing, provide better reporting and underpin a more efficient way of working.

» IMPLEMENTING EQUITY AND DIVERSITY

- Supporting people from all walks of life to benefit from everyday walking and tackling social inequalities through our work is one of Living Streets' strategic aims. This year we focused on putting in place an Equity, Diversity & Inclusion framework that will support ambitious progress across this agenda. We have a committed ED&I staff group and have established a Trustee ED&I Advisory Group. Our implementation plan runs to 2025 and is focussed on three key workstreams; Creating a Culture of Inclusion, Developing Approaches Based on Equality, and Interacting with Diverse Audiences. We continued our work with the European Climate Foundation to diversify our local group network, setting up new affinity groups.

LOOKING AHEAD

Living Streets relies on government grant and contract funding for most of its income. Looking ahead, the Trustees have confidence in the short to medium term outlook.

We have secured multiyear funding from Active Travel England, the Welsh Government and National Highways, and continue to look at how best to manage our costs effectively.

We have reduced headcount to match income to outgoings and will continue to review future recruitment decisions carefully.

The long term is uncertain, as it is for many charities. Having survived financial vicissitudes now for almost one hundred years, we face the future with careful optimism, prudent financial management and full support for our colleagues engaged in widening our sources of income.



OUR FUNDERS

The Board of Trustees would like to thank our partners who have made our work possible.

Aberdeen City Council
Aberdeenshire Council
Active Travel England
Age UK
Arup
Barod
Be First (Barking & Dagenham)
Bedford Council
Birmingham City Council
Blackpool Council
Brent Council
Bristol City Council
Buckinghamshire County Council
CAF Venturesome
Canal & River Trust
Cardiff City Council
Cardiff University
Carmarthenshire Council
Central Bedfordshire Council
City Bridge Trust
City Hospitals Independent
Commercial Enterprises
The City of Edinburgh Council
City of London
Clackmannanshire Council
Cycling Scotland
Department for Transport
Durham County Council
East Lothian Council
East Sussex County Council
Essex County Council
European Climate Foundation
Fife Council
Gateshead Council

Glasgow City Council
States of Guernsey
The Gunter Charitable Trust
The Groundwork South Trust Ltd
London Borough of Hammersmith & Fulham
London Borough of Havering
Hertfordshire County Council
The Highland Council
Kenson Highways Ltd
Knowsley Council
London Borough of Lambeth
Leeds City Council
Leicester City Council
Leicestershire County Council
Lincolnshire County Council
Liverpool City Region
Melton & Belvoir District Council
Merseyside Society for Deaf people
Midlothian Council
Monmouthshire Council
Moray Council
Mott MacDonald
National Highways
NHS Greater Glasgow and Clyde
North East Lincolnshire Council
North Lincolnshire Council
North Somerset Council
Oxfordshire County Council
Paths for All

Pembrokeshire Council
Play Scotland
London Borough of Redbridge
Renfrewshire Council
Scotland's Towns Partnership
Southampton City Council
South Hampstead and Kilburn Community Partnership
South Tyneside and Sunderland NHS Foundation Trust
Sport Wales
Starling Technologies
Stirling Council
Stoke-on-Trent Council
London Borough of Sutton
Tees Valley Combined Authority
Three Rivers District Council
Transport for Greater Manchester
Transport Scotland
University of Bristol
University of the West of England
Vale of Glamorgan Council
Welsh Government
West of England Combined Authority
West Midlands Combined Authority
West Sussex County Council
West Yorkshire Combined Authority
Wokingham Borough Council
Your Trust - Rochdale

Thank you as well to all our other partners who supported our work.

Living Streets is part of the Walking and Cycling Alliance, comprising Bicycle Association, Bikeability Trust, British Cycling, Cycling UK, Sustrans and the Ramblers.



FINANCIAL REVIEW

This Annual Report covers 18 months. This was needed to achieve a change in the reporting date, from the end of September each year to the end of March. The Board of Trustees decided the financial year end should in future match the March year end used by most of our funding bodies.

This change, taking place once and once only, means:

- March 2023 figures do not compare directly to the September 2021 figures shown in the detailed financial statements. In future years we will be reporting for 12 months again and the comparisons will settle down.
- The overall picture presented by figures at any March will differ from the overall position at any September because of seasonality differences in the work we do. For example, we will normally hold stock for spring and summer walk to school projects in March, not September.

As shown in the group balance sheet, total unrestricted funds at the end of March 2023 were £727,324 (September 2021 £1,664,718).

Over the 18-month period, total income was £6.75m and total expenditure £9.07m. Consolidated funds decreased to £1.46m, split between £729k restricted funds and £727k (designated and general funds).

All cash and cash equivalents are kept with banks and financial institutions. There are no barriers or impacts to accessing the funds and no significant concern on the recoverability from our customers. The level of working capital is adequate to meet all short to medium term liabilities and contingent commitments.

At 31 March 2023, Living Streets cash balance was £1,235,626 (2021: £3,455,134).

FINANCIAL PERFORMANCE IN 2021/23

HIGHLIGHTS	18 MONTHS	12 MONTHS
	2021-23	2020-21
Unrestricted (deficit)/surplus	(53,041)	662,415
Unrestricted Income	2,206,522	974,431
Total Income for the year	6,753,929	5,413,263
Net Cash Inflow from Operating activities as a % of total income	-1%	-1%
Unrestricted reserves as a % of total income	33%	30%
Free Reserves	(53,041)	662,397
Staff numbers, average full time equivalent	90	85



PAST AND LIKELY FUTURE FINANCIAL PERFORMANCE

Delays in receiving funding during the 18-month period meant an overall excess of expenditure over income and a reduction in reserves. Trustees considered the likely future viability of the organisation, having regard to the deficit shown in these results and to the uncertainty inherent in a funding model that is dominated by government income. Major funding has been secured from Active Travel England through to March 2025 alongside smaller but still significant funding in Wales. Funding from Scottish Government at the time of issuing this report is to some degree uncertain.

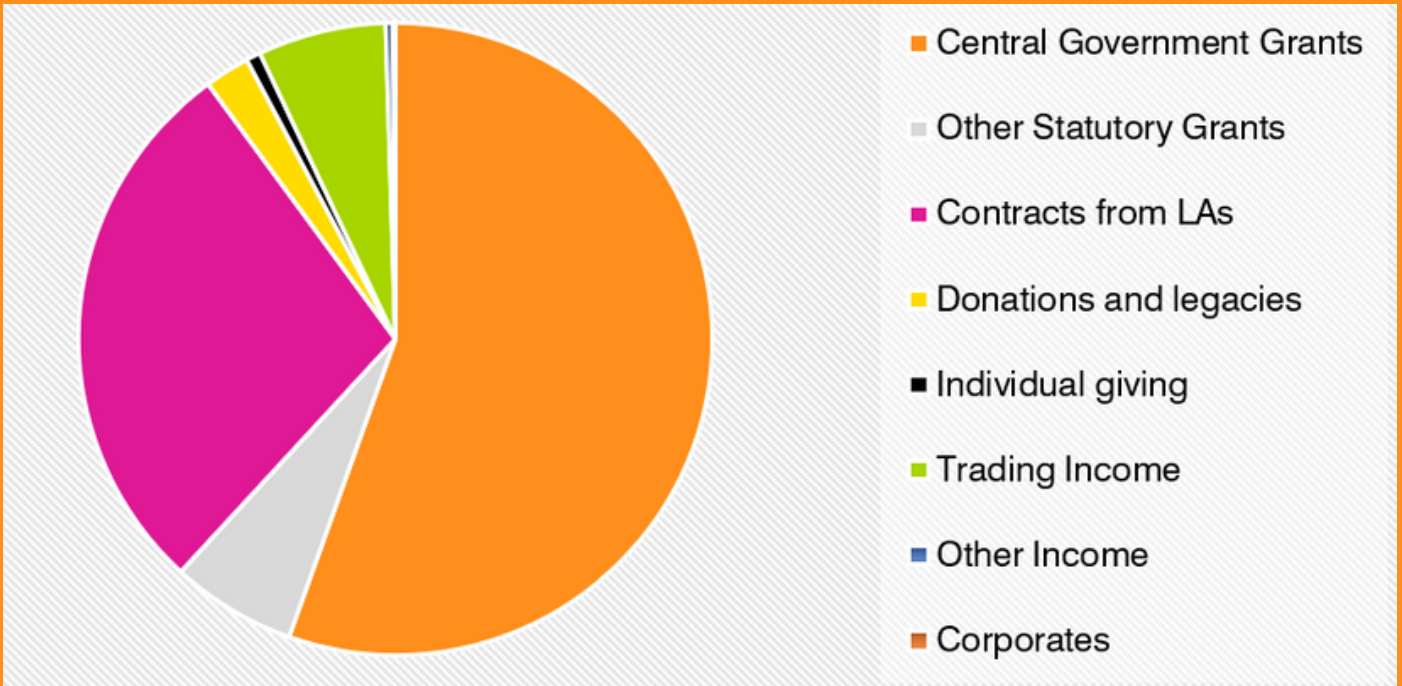
Trustees have taken into consideration detailed cash flow projections and future budget estimates demonstrating that reserves can be rebuilt, income further diversified and a balanced budget achieved by 2025 provided sufficient funding from government bodies is received. The major funding announced on 29 September 2023 by Active Travel England gives the Trustees confidence in the organisation's continued viability. These financial statements have therefore been prepared on a going concern basis.



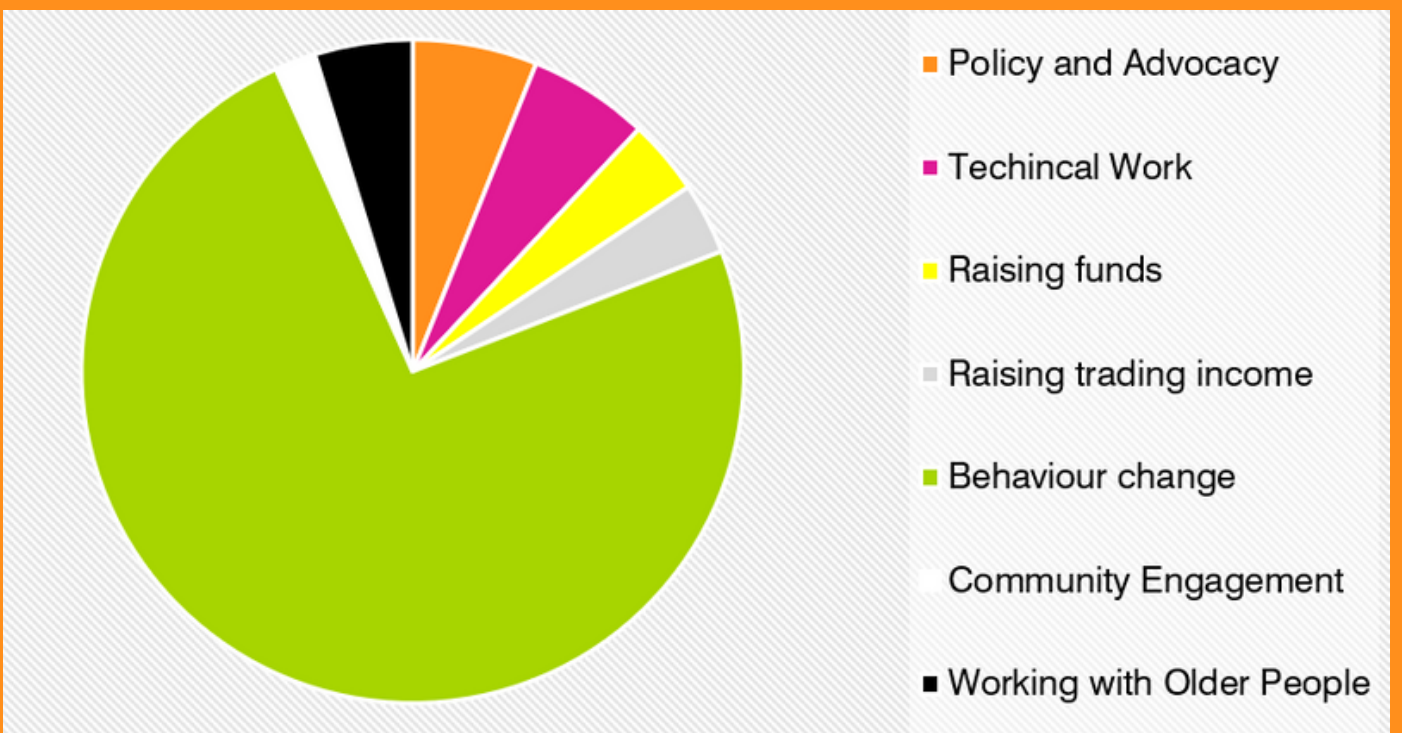
OVERVIEW

The financial statements include the consolidated results of Living Streets' subsidiary company, Living Streets Services Limited.

INCOME 2021-23



EXPENDITURE 2021-23



Living Streets' consolidated statement of financial results, for the year ending 31 March 2023 shows an overall shortfall of £2,316,497 (2021: surplus of £210,762).

OVERVIEW*	2023 £M	2021 £M	CHANGE £M
Total Income**	6.75	5.44	1.31
Total Expenditure	9.07	5.23	3.84
(Deficit)/Surplus	(2.32)	0.21	(2.53)
Total Charity Funds	1.46	3.77	(2.31)

* 2023 figures are for 18 months, 2021 for 12 months

** Adjusted for unrealised gains on investment

Our work is funded mainly by a mixture of central and devolved government and local authority contracts and grant income. A proportion of our total income in this 18-month accounting period arose from other sources, including individual giving, legacies, and donations. We are humbled to be remembered in the wills of those who have passed away. Any legacy donation is a reminder of the importance that our members and supporters attach to our work. During this period, we have been privileged to receive legacy donations of £105,000.

During the period we invested in behaviour change programmes as we continued to help more people to walk. Expenditure on charitable activities and fundraising went up in line with that planned investment. Looking ahead, we will continue to deliver our strategic objectives of growing and diversifying income and extending our reach to enable millions more people to walk instead of taking a car for shorter journeys.



» FUNDS

Total funds at 31 March 2023 were £1,456,325 (2021: £3,772,822).

Restricted funds, provided for a particular purpose and therefore not available for general use by the charity, totalled £729,001 (2021: £2,108,104). Designated funds comprise of windup fund, stabilisation fund, and revaluation reserve fund. At balance sheet date these totalled £780,365 (2021: £1,002,303).

After making an allowance for restricted funds, the amount of designations and carrying value of tangible assets held by the charity, the group's unrestricted funds at 31 March 2023 were £727,324 (2021: £1,664,718).

» RESERVES

Reserves are part of a charity's unrestricted fund that is freely available to spend on any of the charity's purposes.

It is our policy to hold reserves sufficient to meet these goals:

- To enable financial stability and meet working capital requirements on a continuing everyday basis
- To safeguard the charity's commitments against temporary fluctuations in income levels
- To provide for the orderly closing down of the charity and its subsidiary trading company should this ever prove necessary
- To designate funds for specific purposes approved by the Board, normally with a time limit within which these funds should be spent.

During the 18 months to 31 March 2023, as the organisation responded to delay in receiving funds from government bodies and to continuing change in the overall economic environment, unrestricted reserves were used to maintain working capital. Some of the stabilisation fund was deployed as needed to handle temporary fluctuations and some transfers were made from reserves previously designated for specific purposes. Trustees are pleased to report that, despite an occasionally difficult period, sufficient reserves remain to cover the orderly closing down of the charity, should that need ever arise, and for continued investment in new and improved systems important for the organisation's future.

» INVESTMENT POLICY

The Trustees follow Charity Commission guidance on holding investments. Living Streets currently hold its investments in cash deposits. Trustees have for many years adopted a 'no market risk' investment strategy to safeguard these assets.

No new investments were made during the period.

At 31 March 2023, the closing value of the investment funds held was £211,002 (2021: £212,276) giving a net revaluation loss of £1,274.





STRUCTURE, GOVERNANCE AND MANAGEMENT

GOVERNING DOCUMENT

Living Streets is a registered charity in England, Wales and Scotland, and a private company limited by guarantee. It is governed by its Board of Trustees operating under the terms of the Articles of Association as amended on 18 March 2021.

CHARITY GOVERNANCE CODE

Living Streets supports the principles of good governance set out in the Charity Governance Code for medium charities, and will continue to review the charity's practice against the Code's requirements as part of an approach of continuous improvement of governance arrangements.

RECRUITMENT AND APPOINTMENT OF TRUSTEES AND CHIEF EXECUTIVE OFFICER

The Trustees have a wide range of skills and experience. They are appointed for a period of three years, which is renewable normally no more than once.

The Chair and Trustees, together with the Chief Executive Officer, identify the skills, experience and background required of the Trustees to ensure that the board is able to deliver its duties, and to support and challenge the Executive.

Living Streets is committed to diversity and inclusion in the widest sense, and welcomes applications from everyone.

During the year, five Trustees retired and five new Trustees joined the Board. Applicants were shortlisted and interviewed by a panel of Trustees and appointed based upon their skills, competencies and experience.

Stephen Edwards was formally appointed as permanent Chief Executive Officer in April 2022 following his interim appointment as Chief Executive Officer (June 2021 to April 2022).

TRUSTEE INDUCTION AND TRAINING

The induction for new Trustees includes the provision of a Trustee Handbook containing key documentation, one-to-one meetings with key people, site/project visits, and attending an externally provided Trustee induction and training. All Trustees receive periodic updates and guidance on their role as Trustees of the charity.

GOVERNING DOCUMENT

Each Trustee is required to disclose potential or actual conflicts of interest to the Chair for inclusion in the register of interests and also at Board or Committee meetings if relevant.

ROLE OF THE TRUSTEES

The Trustees meet at least five times a year to review strategy and performance, agree operating plans and annual budgets, and to meet with and hear from stakeholders and employees.

Sub-groups of the Trustees include the Audit and Risk Committee, which is an advisory committee and meets as required. The Remuneration Committee is also an advisory committee and meets once a year. Living Streets Services operates as a separate legal entity, with two Trustees and a Non-Executive Director from the Senior Management Team sitting alongside other Non Executive Directors.

Trustees monitor and have overall responsibility for:

- Approving the overall strategy and annual budget of the organisation, ensuring that the charity has appropriate systems of controls, financial and otherwise;
- Keeping proper accounting records which comply with the Companies Act 2006 and the Charities SORP;
- Safeguarding the assets of the charity and taking reasonable steps for the prevention and detection of fraud and other irregularities;
- Providing assurance that the charity is operating efficiently and effectively, carrying out risk assessment to identify possible risks to the achievement of the charity's objectives and establishing procedures, actions and systems to mitigate them. This monitoring of financial and other areas of performance ensures that the Trustees are continually appraised of progress and the risks the charity faces. The day-to-day running of the charity is delegated to the Chief Executive, who in turn delegates specific responsibilities to members of the Senior Management Team.

The Senior Management Team is the executive team, which recommends strategies to the Board for approval. During the 18-month period, Senior Management Team meetings were held weekly. Their purpose is to review the performance of the charity's work and to address any issues and opportunities arising with regards to finance, health and safety, risk management, resourcing and programmes of delivery and influencing work.

The Senior Management Team ensures that appropriate structures and processes are in place to enable effective oversight, scrutiny and decision making across the organisation, that there is accountability for those decisions, and that there is effective leadership of - and communication with – staff.

RISK MANAGEMENT

The Audit and Risk Committee reports to the Board and has responsibility for oversight and review of the risk management policy and process.

The Senior Management Team is responsible for the strategic risks register, which records management's assessment of the impact and likelihood of the risks, alongside the organisational appetite and speed with which risks could escalate. Each risk is assigned to a member of the Senior Management Team who is accountable for ensuring controls, policies and procedures are implemented and improved.

These policies and procedures include the effectiveness of internal controls measures and policies relating to anti bribery and corruption, conflict of interest, whistleblowing, health and safety and complaints.

PRINCIPAL RISKS AND UNCERTAINTIES

The Board recognises a number of key risks and uncertainties and reviews these periodically. The principal risks considered by the Trustees are:

WALKING AND CYCLING POLICY ENVIRONMENT

The political landscape has changed significantly in the last two years, with leadership changes bringing in a new approach to active travel. With a General Election taking place next year, there is scope for this to change further.

LOSS OF KEY SKILLED PERSONNEL

Our people are at the heart of our future as an organisation. Retaining key staff in a challenging environment will be important.

INCOME DIVERSIFICATION

Against a backdrop of constrained government spending, income diversification will be critical to the future, with increasing numbers of charities competing for funding from different sources.

FUNDING LANDSCAPE

The contracting landscape for walking and cycling is changing, with local authorities taking on greater ownership of key funding pots, particularly in England and Scotland. In addition, the wider economic environment means that government spending is likely to be constrained in the future, whoever is in power.

MANAGEMENT

The Board of Trustees is legally responsible for the strategic direction of the charity including approving the annual plan and budget. The Board monitors risk and progress against these plans and budgets and it makes decisions about the appointment of senior staff.

Lead Trustees are appointed to oversee key areas of work as needed. Day to day operation of the organisation is delegated to the Chief Executive and Senior Management Team.

REMUNERATION

Living Streets aims to ensure that members of staff are paid fairly, appropriately according to the nature of their work and their experience. The functions and skills requirements of their role are in line with our organisation pay strategy and pay band structure and aims to pay at the median level for roles when benchmarked against the market rate for the sector.

Responsibility for setting the pay for all staff, excluding the Chief Executive, is delegated to the Remuneration Committee. This is reviewed annually and seeks to offer a total benefit package which is intended to attract and retain management of the quality required to run the charity successfully and sustainably and to support the long-term strategy and purpose of the charity. No Senior Manager is involved into the decisions relating to their own remuneration.

The salary for the Chief Executive is agreed by the Chair and the Board of Trustees.

Trustees are not remunerated.

GENDER PAY GAP

Although Living Streets employs fewer than 250 employees and is therefore not required by law to disclose information on gender pay gap, we consider it good practice to do so. At March 2023 the charity overall median gender pay gap was 9.14% compared to the national average of 15.4% in 2021. We continue to monitor and review pay levels and the application of our pay strategy to ensure there is no gender bias and will continue to consider ways to reduce this alongside our wider diversity and inclusion policies and activities to make sure our policies and practices are fair

EQUITY, DIVERSITY AND INCLUSION (EDI)

Living Streets has made a commitment to diversity and inclusion. One of our commitments is to set permanent and minimum targets for diversity and inclusion to reflect the wider society. We are working on three thematic workstreams to deliver positive change as part of our charitable mission and as an employer.

The strategies are split across three themes:

1. Creating a culture of inclusion
2. Developing approaches based on equality
3. Interacting with diverse audiences

SUSTAINABILITY

Living Streets is committed to the continuous improvement of its environmental performance, as part of our overall goal of implementing the principles of sustainable development in all areas of our work. We will optimise resources and continue to investigate ways to reduce resource use and minimise environmental impact. We will also aim to encourage our partners and suppliers to do the same. Our aim is to ensure that environmental objectives are integrated into relevant business objectives in a cost-effective manner. Living Streets has plans to set standards of environmental best practice above and beyond relevant legislation in all its activities throughout the organisation within the resources available.

We have three core priorities going into the next year:

- Measuring emissions
- Developing the Organisational Travel Plan - including an update on staff travel survey in 2023-24
- Continuing to look at our supply chain and resources.

STATEMENT OF RESPONSIBILITIES OF THE TRUSTEES

The Trustees are required to prepare financial statements for each financial year, which give a true and fair view of the state of affairs of the charity and of the group's income or expenditure for the year. In preparing those financial statements the Trustees are required to:

- Select suitable accounting policies and then apply them consistently
- Observe the methods and principles of the Charities SORP
- Make judgements and estimates that are reasonable and prudent
- State whether applicable accounting standards and statements of recommended practice have been followed, subject to any material departures disclosed and explained in the financial statements
- Prepare the financial statements on the going concern basis unless it is inappropriate to presume that the charity will continue in operation.

The Trustees are responsible for keeping proper accounting records, which disclose with reasonable accuracy at any time the financial position of the charity and which enable them to ensure that the financial statements comply with the Companies Act 2006.

The Trustees are responsible for safeguarding the assets of the charity and hence for taking reasonable steps for the prevention and detection of fraud and other irregularities.

Each of the Trustees confirms, that to the best of their knowledge, there is no information relevant to the audit of which the auditors are unaware. Each of the Trustees confirms that they have taken all necessary steps to ensure that they themselves are aware of all relevant audit information and that this information was communicated to the auditors.


The Trustees have no beneficial interest in the charity.

AUDITORS

A resolution to appoint auditors will be proposed at the Annual General Meeting in 2023.

Approved by the Trustees on 20 November 2023 and signed on their behalf by:

Dame Jane Roberts
Chair of the Board of Trustees,
Living Streets



REPORT AND FINANCIAL STATEMENTS



CONTENTS

Reference and administrative details	37
Independent Auditor's Report	39
Consolidated Statement of Financial Activities.....	43
Charitable parent company's statement of Financial Activities.....	44
Balance Sheets	45
Consolidated Statement of Cash flows	46
Notes to the Financial Statements	47

REFERENCE AND ADMINISTRATIVE DETAILS

FOR THE 18-MONTH PERIOD ENDED 31 MARCH 2023

Company number	05368409		
Charity number	1108448	Charity number (Scotland)	SC039808
Registered office and operational address	The Office Group 133 Whitechapel High Street London E1 7QA		
President	Michael Bates		Appointed 25 June 2020
Vice President	Susan Claris		Appointed 25 June 2020
Trustees	The Trustees and Directors of the company who were in office during the year and up to the date of signing the financial statements were:		
	Dame Jane E Roberts	Chair	
	Mollie Bickerstaff	Treasurer	
	Christopher Martin		
	Jo Field		
	Shruti Jain		
	Sarah Price		
	Ros Richards		
	Sarah Berry		Appointed March 2022
	Stephen Brooks		Appointed March 2022
	Lauren Morrison		Appointed March 2022
	Amit Patel		Co-opted June 2022
	Fiona Walker		Retired March 2022
	Barbara Walshe		Retired March 2022
	Susan Claris		Retired March 2022
	William Tyler-Greig		Retired March 2022
	Alexander Veitch		Retired March 2022
Company Secretary	Faheza Peerboccus		
Principal staff	Stephen Edwards	Interim Chief Executive	Appointed 09 June 2021
	Stephen Edwards	Chief Executive	Appointed 11 April 2022
	Dean Jeffreys	Director of Local Impact	Resigned on 15 July 2022
	Karen Doyle	Director of Development	Resigned on 15 July 2022
	Faheza Peerboccus	Director of Finance and Resources	
	Roberta Fusco	Interim Director of Policy and Communications	Resigned on 30 September 2022
	Tanya Braun	Director of Policy and Communications	Appointed on 17 October 2022
	Alex McHardy	Head of Commercial Development	
	Sally Fixter	Head of Development	
	Christopher Rushbrook	Deputy Director of Local Impact	Appointed 01 August 2022
	Jonathan Seller	Head of People	Appointed 01 March 2023

REFERENCE AND ADMINISTRATIVE DETAILS (CONTINUED) FOR THE 18-MONTH PERIOD ENDED 31 MARCH 2023

Bankers	Cooperative Bank Plc PO Box 250 Skelmersdale WN8 6WT	NatWest PO Box 12258 1 Princess Street London EC2R 8BP
Solicitors	Stone King LLP Boundary House 91 Charterhouse Street London EC1M 6HRF	
Investment Managers	CCLA Investment Management Ltd 80 Cheapside London EC2V 6DZ	
Auditors	MHA Sixth Floor, 2 London Wall Place London EC2Y 5AU	

INDEPENDENT AUDITOR'S REPORT

Opinion

We have audited the financial statements of Living Streets (the 'parent charitable company') and its subsidiaries (the 'group') for the 18-month period ended 31 March 2023 which comprise the Consolidated Statement of Financial Activities, the Charitable Parent Company Statement of Financial Activities, the Group and Charity Balance Sheets, the Consolidated Statement of Cashflows and notes to the financial statements, including a summary of significant accounting policies. The financial reporting framework that has been applied in their preparation is applicable law and United Kingdom Accounting Standards, including Financial Reporting Standard 102 The Financial Reporting Standard applicable in the UK and Republic of Ireland (United Kingdom Generally Accepted Accounting Practice).

In our opinion the financial statements:

- give a true and fair view of the state of the group's and parent charitable company's affairs as at 31 March 2023, and of its incoming resources and application of resources, including its income and expenditure, for the year then ended;
- have been properly prepared in accordance with United Kingdom Generally Accepted Accounting Practice; and
- have been prepared in accordance with the requirements of the Companies Act 2006.

Basis for opinion

We conducted our audit in accordance with International Standards on Auditing (UK) (ISAs (UK)) and applicable law.

Our responsibilities under those standards are further described in the Auditor's Responsibilities for the audit of the financial statements section of our report.

We are independent of the group and parent charitable company in accordance with the ethical requirements that are relevant to our audit of the financial statements in the UK, including the FRC's Ethical Standard, and we have fulfilled our other ethical responsibilities in accordance with these requirements. We believe that the audit evidence we have obtained is sufficient and appropriate to provide a basis for our opinion.

Conclusions relating to going concern

In auditing the financial statements, we have concluded that the Trustees' use of the going concern basis of accounting in the preparation of the financial statements is appropriate. Our evaluation of the Trustees' assessment of the entity's ability to continue to adopt the going concern basis of accounting included critical reviews of budgets and forecasts provided.

Based on the work we have performed, we have not identified any material uncertainties relating to events or conditions that, individually or collectively, may cast significant doubt on the charitable company's ability to continue as a going concern for a period of at least twelve months from when the financial statements are authorised for issue.

Our responsibilities and the responsibilities of the Trustees with respect to going concern are described in the relevant sections of this report.

INDEPENDENT AUDITORS REPORT (CONTINUED)

Other information

The Trustees are responsible for the other information. The other information comprises the information included in the annual report, other than the financial statements and our auditor's report thereon. Our opinion on the financial statements does not cover the other information and, except to the extent otherwise explicitly stated in our report, we do not express any form of assurance conclusion thereon.

In connection with our audit of the financial statements, our responsibility is to read the other information and, in doing so, consider whether the other information is materially inconsistent with the financial statements or our knowledge obtained in the audit or otherwise appears to be materially misstated. If we identify such material inconsistencies or apparent material misstatements, we are required to determine whether there is a material misstatement in the financial statements or a material misstatement of the other information. If, based on the work we have performed, we conclude that there is a material misstatement of this other information, we are required to report that fact.

We have nothing to report in this regard.

Opinions on other matters prescribed by the Companies Act 2006

In our opinion, based on the work undertaken in the course of the audit:

- the information given in the Trustees' report (incorporating the Directors' report) for the financial year for which the financial statements are prepared is consistent with the financial statements; and
- the Trustees' report (incorporating the Directors' report) has been prepared in accordance with applicable legal requirements.

Matters on which we are required to report by exception

In the light of our knowledge and understanding of the group and parent charitable company and its environment obtained in the course of the audit, we have not identified material misstatements in the Directors' report.

We have nothing to report in respect of the following matters in relation to which the Companies Act 2006 requires us to report to you if, in our opinion:

- adequate accounting records have not been kept by the parent charitable company, or returns adequate for our audit have not been received from branches not visited by us; or
- the parent charitable company's financial statements are not in agreement with the accounting records and returns; or
- certain disclosures of Directors' remuneration specified by law are not made; or
- we have not received all the information and explanations we require for our audit; or
- the Trustees were not entitled to prepare the financial statements in accordance with the small companies' regime and take advantage of the small companies' exemptions in preparing the Directors' report and from the requirement to prepare a strategic report.

INDEPENDENT AUDITORS REPORT (CONTINUED)

Responsibilities of the Trustees

As explained more fully in the Trustees' responsibilities statement included in the Trustees' Annual Report, the Trustees (who are also the Directors of the charitable company for the purposes of company law) are responsible for the preparation of the financial statements and for being satisfied that they give a true and fair view, and for such internal control as the Trustees determine is necessary to enable the preparation of financial statements that are free from material misstatement, whether due to fraud or error.

In preparing the financial statements, the Trustees are responsible for assessing the group's and parent charitable company's ability to continue as a going concern, disclosing, as applicable, matters related to going concern and using the going concern basis of accounting unless the Trustees either intend to liquidate the group or the parent charitable company or to cease operations, or have no realistic alternative but to do so.

Auditor's responsibilities for the audit of the financial statements

Our objectives are to obtain reasonable assurance about whether the financial statements as a whole are free from material misstatement, whether due to fraud or error, and to issue an auditor's report that includes our opinion.

Reasonable assurance is a high level of assurance, but is not a guarantee that an audit conducted in accordance with ISAs (UK) will always detect a material misstatement when it exists. Misstatements can arise from fraud or error and are considered material if, individually or in the aggregate, they could reasonably be expected to influence the economic decisions of users taken on the basis of these financial statements.

Irregularities, including fraud, are instances of non-compliance with laws and regulations. We design procedures in line with our responsibilities, outlined above, to detect material misstatements in respect of irregularities, including fraud.

The specific procedures for this engagement and the extent to which these are capable of detecting irregularities, including fraud is detailed below:

- Obtaining an understanding of the legal and regulatory frameworks that the entity operates in, focusing on those laws and regulations that had a direct effect on the financial statements;
- Enquiry of management to identify any instances of known or suspected instances of fraud;
- Enquiry of management and those charged with governance around actual and potential litigation and claims;
- Enquiry of management about any instances of non-compliance with laws and regulations;
- Reviewing the design and implementation of control systems in place;
- Testing the operational effectiveness of the controls;
- Performing audit work over the risk of management override of controls, including testing of journal entries and other adjustments for appropriateness;
- Evaluating the business rationale of significant transactions outside the normal course of business;
- Reviewing accounting estimates for bias;
- Reviewing minutes of meetings of those charged with governance;
- Reviewing financial statement disclosures and testing to supporting documentation to assess compliance with applicable laws and regulations.

INDEPENDENT AUDITORS REPORT (CONTINUED)

Auditor's responsibilities for the audit of the financial statements (continued)

Because of the inherent limitations of an audit, there is a risk that we will not detect all irregularities, including those leading to a material misstatement in the financial statements or non-compliance with regulation. This risk increases the more that compliance with a law or regulation is removed from the events and transactions reflected in the financial statements, as we will be less likely to become aware of instances of non-compliance. The risk is also greater regarding irregularities occurring due to fraud rather than error, as fraud involves intentional concealment, forgery, collusion, omission or misrepresentation.

A further description of our responsibilities for the audit of the financial statements is located on the Financial Reporting Council's website at:

<https://www.frc.org.uk/Our-Work/Audit/Audit-and-assurance/Standards-and-guidance/Standards-and-guidance-for-auditors/Auditors-responsibilities-for-audit/Description-of-auditors-responsibilities-for-audit.aspx>

This description forms part of our auditor's report.

Use of this report

This report is made solely to the charitable company's members, as a body, in accordance with Chapter 3 of Part 16 of the Companies Act 2006. Our audit work has been undertaken so that we might state to the charitable company's members those matters we are required to state to them in an auditor's report and for no other purpose. To the fullest extent permitted by law, we do not accept or assume responsibility to anyone other than the charitable company and the charitable company's members as a body, for our audit work, for this report, or for the opinions we have formed.



Stuart McKay BSc FCA DChA (Senior Statutory Auditor)

For and on behalf of MHA, Statutory Auditor, London, United Kingdom

Date: 20/11/2023

MHA is the trading name of MacIntyre Hudson LLP, a limited liability partnership in England and Wales (registered number OC312313)

CONSOLIDATED STATEMENT OF FINANCIAL ACTIVITIES

FOR THE 18-MONTH PERIOD ENDED 31 MARCH 2023

		Restricted	Unrestricted	18-month period ended 31 March 2023	Year ended 30 September 2021
	Note	£	£	£	£
Income from:					
Donations and legacies	2	270,000	204,842	474,842	294,064
Charitable activities	3	3,846,831	1,982,458	5,829,289	4,827,012
Activities for raising funds		-	441,674	441,674	291,103
Investment income		-	8,124	8,124	1,085
Total income		<u>4,116,831</u>	<u>2,637,098</u>	<u>6,753,929</u>	<u>5,413,264</u>
Expenditure on:					
<i>Raising funds:</i>					
Costs of raising income	4	-	332,214	332,214	188,792
Costs of raising trading income	4	-	315,869	315,869	197,601
<i>Charitable activities</i>	4	<u>5,513,635</u>	<u>2,907,434</u>	<u>8,421,069</u>	<u>4,841,240</u>
Total expenditure	4	<u>5,513,635</u>	<u>3,555,517</u>	<u>9,069,152</u>	<u>5,227,633</u>
Net gain on investment	9	-	(1,274)	(1,274)	25,131
Transfers between funds	19	17,701	(17,701)	-	-
Net movement in funds		<u>(1,379,103)</u>	<u>(937,394)</u>	<u>(2,316,497)</u>	<u>210,762</u>
Total funds at 1 October 2021	19	<u>2,108,104</u>	<u>1,664,718</u>	<u>3,772,822</u>	<u>3,562,060</u>
Total funds at 31 March 2023		<u><u>729,001</u></u>	<u><u>727,324</u></u>	<u><u>1,456,325</u></u>	<u><u>3,772,822</u></u>

All of the above results are derived from continuing activities. There were no other recognised gains or losses other than those stated above. Movements in funds are disclosed in note 19 to the financial statements.

CHARITABLE PARENT COMPANY STATEMENT OF FINANCIAL ACTIVITIES

FOR THE 18-MONTH PERIOD ENDED 31 MARCH 2023

		Restricted	Unrestricted	18-month period ended 31 March 2023	Year ended 30 September 2021
	Note	£	£	£	£
Income from:					
Donations and legacies	2	270,000	204,842	474,842	294,064
Charitable activities	3	3,846,831	1,982,458	5,829,289	4,827,012
Investment income		-	8,124	8,124	1,085
Gift Aid Distribution from subsidiary	10		434,449	434,449	231,624
Total income		<u>4,116,831</u>	<u>2,629,873</u>	<u>6,746,704</u>	<u>5,353,785</u>
Expenditure on:					
<i>Raising funds:</i>					
Costs of raising income	4	-	332,214	332,214	188,792
<i>Charitable activities</i>	4	<u>5,513,635</u>	<u>3,096,467</u>	<u>8,610,102</u>	<u>5,182,187</u>
Total expenditure	4	<u>5,513,635</u>	<u>3,428,681</u>	<u>8,942,316</u>	<u>5,370,979</u>
Net gain on investment	9	-	(1,274)	(1,274)	25,131
Transfers between funds	19	17,701	(17,701)	-	-
Net movement in funds		<u>(1,379,103)</u>	<u>(817,783)</u>	<u>(2,196,886)</u>	<u>7,937</u>
Total funds at 1 October 2021	19	<u>2,108,104</u>	<u>1,230,269</u>	<u>3,338,373</u>	<u>3,330,436</u>
Total funds at 31 March 2023		<u>729,001</u>	<u>412,486</u>	<u>1,141,487</u>	<u>3,338,373</u>


All of the above results are derived from continuing activities. There were no other recognised gains or losses other than those stated above. Movements in funds are disclosed in note 19 to the financial statements.

BALANCE SHEETS

AS AT 31 MARCH 2023

	Note	THE GROUP		THE CHARITY	
		31 March 2023	30 September 2021	31 March 2023	30 September 2021
		£	£	£	£
Fixed assets					
Tangible assets	8	8,657	40,018	8,657	40,018
Investments	9	211,002	212,276	211,002	212,276
		<u>219,659</u>	<u>252,294</u>	<u>219,659</u>	<u>252,294</u>
Current assets					
Stock	11	158,165	90,982	9,198	33,449
Debtors	12	569,670	682,825	707,834	531,075
Cash at bank and in hand	13	1,235,626	3,455,134	768,423	3,055,164
		<u>1,963,461</u>	<u>4,228,941</u>	<u>1,485,455</u>	<u>3,619,688</u>
Liabilities					
Creditors: amounts due within one year	14	(694,204)	(675,984)	(531,036)	(501,180)
Net current assets		<u>1,269,257</u>	<u>3,552,957</u>	<u>954,419</u>	<u>3,118,508</u>
Total assets less current liabilities		1,488,916	3,805,251	1,174,078	3,370,802
Creditors: amounts due after more than one year	15	(32,591)	-	(32,591)	-
Provisions for liabilities and charges	17	-	(32,429)	-	(32,429)
Net assets		<u>1,456,325</u>	<u>3,772,822</u>	<u>1,141,487</u>	<u>3,338,373</u>
Funds	19				
Restricted Income funds		729,001	2,108,104	729,001	2,108,104
Unrestricted funds					
Designated funds		780,365	1,002,303	780,365	1,002,303
General funds		(53,041)	662,415	(367,879)	227,966
Total charity funds		<u>1,456,325</u>	<u>3,772,822</u>	<u>1,141,487</u>	<u>3,338,373</u>

Approved by the Trustees on 20 November 2023 and signed on their behalf by
Dame Jane Roberts Chair of the Board of Trustees, Living Streets



CONSOLIDATED STATEMENT OF CASHFLOWS

FOR THE 18-MONTH PERIOD ENDED 31 MARCH 2023

Cashflows from operating activities:	18-month period ended 31 March 2023	Year ended 30 September 2021
	£	£
Net income/ (expenditure)	(2,316,497)	210,762
Adjustments for:		
Depreciation	41,212	37,736
Loss/(gain) on investments	1,274	(25,131)
Interest income	(8,124)	(1,085)
(Increase) in trade and other receivables	(113,155)	(287,149)
(Increase) in inventories	(67,183)	(10,894)
Increase/ (decrease) in trade and other payables	(38,430)	10,435
Disposal of fixed assets	1,458	-
Net cash (used in)/provided by operating activities	(2,273,135)	(65,326)
Cashflows from investing activities:		
Purchase of property plant and equipment	(10,473)	(3,685)
Interest received	8,124	1,085
Net cash (used in)/provided by investing activities	(2,349)	(2,600)
Cash flows from financing activities:		
Receipts from bank loan	60,000	-
Repayment of bank loan	(3,188)	-
Interest paid	(836)	-
Net cash received from financing activities	55,976	-
Change in cash and cash equivalents in the reporting period	(2,219,508)	(67,926)
Cash and cash equivalents at the beginning of the reporting period	3,455,134	3,523,060
Cash and cash equivalents at the end of the reporting period	1,235,626	3,455,134

NOTES TO THE FINANCIAL STATEMENTS

FOR THE 18-MONTH PERIOD ENDED 31 MARCH 2023

1 Accounting policies

- a) These financial statements have been prepared for the 18 months period ended 31 March 2023 with comparatives for the year to 30 September 2021. During the period the accounting reference date was extended to 31 March 2023 to align more closely with other organisations. Comparative numbers in the financial statements and related notes to the accounts are therefore not entirely comparable.

The financial statements have been prepared under the historical cost convention, as modified by the revaluation of investments, and in accordance with applicable Accounting Standards and the Companies Act 2006. They follow the Financial Reporting Standard applicable in the UK and the Republic of Ireland (FRS 102), Charities SORP FRS 102 and the Charities Act 2011, and the Charities Accounts (Scotland) Regulations 2006. The Charity meets the definition of a public benefit entity under FRS 102. The financial statements have been prepared on a going concern basis.

These financial statements consolidate the results of the charitable company and its wholly owned subsidiary Living Streets Services Limited on a line-by-line basis. Transactions and balances between the charitable company and its subsidiary have been eliminated from the consolidated financial statements. Balances between the two companies are disclosed in the notes of the charitable company's balance sheet. A separate statement of financial activities, or income and expenditure account, for the charitable company itself is not presented because the charitable company has taken advantage of the exemptions afforded by section 408 of the Companies Act 2006.

The year end results of the Charity in the year is a deficit of £2,196,886 (2021: surplus of £7,937).

- b) Voluntary income received by way of donations and gifts is included in full in the statement of financial activities when receivable. Income from legacies is accounted for on a receivable basis and is recognised in full in the financial statements in the period in which probate is granted and the amount of the legacy can be estimated with reasonable accuracy.
- c) Revenue grants are credited to the statement of financial activities when received or receivable whichever is earlier. Where unconditional entitlement to grants receivable is dependent upon fulfilment of conditions within the charity's control, the income is recognised when there is sufficient evidence that conditions will be met. Where there is uncertainty as to whether the charity can meet such conditions the income is deferred.
- d) Income generated from the supply of goods is included in the statement of financial activities (net of VAT) in the period in which the supply is made. Income under contracts for services is included in the financial statements as entitlement is earned through completion of the contract.
- e) Restricted funds are to be used for specific purposes as laid down by the donor. Expenditure which meets these criteria is charged to the fund.
- f) Unrestricted funds are donations and other income received or generated for the charitable purposes.

NOTES TO THE FINANCIAL STATEMENTS (CONTINUED) FOR THE 18-MONTH PERIOD ENDED 31 MARCH 2023

1 Accounting policies (continued)

- g) Designated funds are unrestricted funds earmarked by the trustees for particular purposes.
- h) Costs of raising funds relate to the costs incurred by the charitable company in inducing third parties to make voluntary contributions to it, as well as the cost of any activities with a fundraising purpose.

Where information about the aims, objectives and projects of the charity is provided to potential beneficiaries, the costs associated with this publicity are allocated to charitable expenditure. Where such information about the aims, objectives and projects of the charity is also provided to potential donors, activity costs are apportioned between fundraising and charitable activities on the basis of area of literature occupied by each activity.

- i) Investments held as fixed assets are revalued at mid-market value at the balance sheet date. The gain or loss for the period is taken to the statement of financial activities.
- j) The charitable company operates a defined contribution pension scheme. The assets of the scheme are held separately from those of the charitable company in an independently administered fund. The pension cost charge represents contributions payable under the scheme by the charitable company to the fund. The charitable company has no liability under the scheme other than for the payment of those contributions.
- k) Expenditure is recognised in the period in which it is incurred. Expenditure includes attributable VAT which cannot be recovered. Expenditure is allocated to the particular activity where the cost relates directly to that activity.

However, the support costs and cost of overall direction and administration of each activity, comprising the salary and overhead costs of the central function, is apportioned on the basis of staff time attributable to each activity.

- l) Governance costs are the costs associated with the governance arrangements of the charity. These costs are associated with constitutional and statutory requirements and include any costs associated with the strategic management of the charity's activities.
- m) Fixed assets
Fixed assets are stated at cost less accumulated depreciation.

Where parts of a fixed asset have different useful lives, they are accounted for as separate items of fixed assets.

IT equipment	25% straight line
Office furniture and equipment	25% straight line

Equipment including computers, furniture, and fittings, costing less than £1,000 per individual items or group of related items is written off in the year of acquisition. Equipment purchased from revenue grants in excess of £1,000 is written off in full in the year it is acquired.

Depreciation costs are allocated to activities on the basis of the use of the related assets in those activities. Assets are reviewed for impairment if circumstances indicate their carrying value may exceed their net realisable value and value in use.

NOTES TO THE FINANCIAL STATEMENTS (CONTINUED) FOR THE 18-MONTH PERIOD ENDED 31 MARCH 2023

1 Accounting policies (continued)

- n) Transfers between funds are made when expenditure on a fund has exceeded the income generated.
- o) It is the charity's policy to provide for dilapidations for the London office, and the value of this provision is based on an estimate of the management team and trustees. This commitment is to be met in the final year of the property lease (on 11 March 2023 for 2 America Square).
- p) Rentals payable under operating leases, where substantially all the risks and rewards of ownership remain with the lessor, are charged to the statement of financial activities on a straight-line basis over the minimum lease term.
- q) Stocks are valued at the lower of cost and net realisable value on a first in first out basis.
- r) Cash and cash equivalents include deposits repayable on demand without penalty. Short term money market deposits and fixed term cash deposits which do not meet this criteria are held under current assets as short term deposits. Cash and bank deposits are stated at the cash amount.
- s) Other financial assets and liabilities - debtors and creditors are stated at the settlement amount after any applicable discounts.
- t) Financial instruments

The charity has financial assets and financial liabilities of a kind that qualify as basic financial instruments. Financial instruments are initially recognised at transaction value and subsequently measured at the present value of future cash flows (amortised cost). Financial assets held at amortised cost comprise cash at bank and in hand, short term cash deposits and the charitable company's debtors excluding prepayments.

At the end of each reporting period financial assets measured at amortised cost are assessed for objective evidence of impairment. If an asset is impaired the impairment loss is the difference between the carrying amount and the present value of the estimated cash flows discounted at the asset's original effective interest rate. The impairment loss is recognised in profit or loss.

If there is a decrease in the impairment loss arising from an event occurring after the impairment was recognised, the impairment is reversed. The reversal is such that the current carrying amount does not exceed what the carrying amount would have been had the impairment not previously been recognised. The impairment reversal is recognised in profit or loss.

Financial assets are derecognised when (a) the contractual rights to the cash flows from the asset expire or are settled; or (b) substantially all the risks and rewards of the ownership of the asset are transferred to another party; or (c) despite having retained some significant risks and rewards of ownership, control of the asset has been transferred to another party who has the practical ability to unilaterally sell the asset to an unrelated third party without imposing additional restrictions.

NOTES TO THE FINANCIAL STATEMENTS (CONTINUED) FOR THE 18-MONTH PERIOD ENDED 31 MARCH 2023

1. Accounting policies (continued)

t) Financial instruments (continued)

Basic financial liabilities, including trade and other payables, bank loans, loans from fellow group companies, excluding deferred income are initially recognised at transaction price, unless the arrangement constitutes a financing transaction, where the debt instrument is measured at the present value of the future receipts discounted at a market rate of interest.

Debt instruments are subsequently carried at amortised cost, using the effective interest rate method.

Fees paid on the establishment of loan facilities are recognised as transaction costs of the loan to the extent that it is probable that some or all of the facility will be drawn down. In this case, the fee is deferred until the draw-down occurs. To the extent there is no evidence that it is probable that some or all of the facility will be drawn down, the fee is capitalised as a pre-payment for liquidity services and amortised over the period of the facility to which it relates.

Trade payables are obligations to pay for goods or services that have been acquired in the ordinary course of business from suppliers. Accounts payable are classified as current liabilities if payment is due within one year or less. If not, they are presented as non-current liabilities. Trade payables are recognised initially at transaction price and subsequently measured at amortised cost using the effective interest method.

Financial liabilities are derecognised when the liability is extinguished, that is when the contractual obligation is discharged, cancelled, or expires.

No discounting has been applied to these financial instruments on the basis that the period over which amounts will be settled are such that any discounting would be immaterial.

u) Termination benefits are employee benefits payable as a result of either:

1. An entity's decision to terminate an employee's employment before the normal retirement date; or
2. An employee's decision to accept voluntary redundancy in exchange for those benefits.

Living Streets termination benefits comprise of statutory benefits or other agreements with employees or by a constructive obligation based on business practice, custom or desire to act equitably to make payments to employees when it terminates their employment.

v) Critical accounting judgements and key sources of estimation uncertainty - In the application of the charity's accounting policies, Trustees are required to make judgements, estimates and assumptions about the carrying values of assets and liabilities that are not readily apparent from other sources. The estimates and underlying assumptions are based on historical experience and other factors that are considered to be relevant. Actual results may differ from these estimates.

The estimates and underlying assumptions are reviewed on an ongoing basis. Revisions to the accounting estimates are recognised in the period in which the estimate is revised, if the revision affects only that period or, in the period of the revision and future periods, if the revision affects the current and future periods.

NOTES TO THE FINANCIAL STATEMENTS (CONTINUED) FOR THE 18-MONTH PERIOD ENDED 31 MARCH 2023

1. Accounting policies (continued)

- v) Critical accounting judgements and key sources of estimation uncertainty (continued)

Going concern - In the view of the Trustees, no assumptions concerning the future estimation uncertainty affecting assets and liabilities at the balance sheet date are likely to result in a material adjustment to their carrying amounts in the next financial year.

- w) Trustees have considered the likely future viability of the organisation, having regard to the deficit shown in these results.

Trustees acknowledge the material uncertainty inherent in a funding model that is dominated by government income.

They took into consideration cash flow projections and future budget estimates demonstrating that reserves will be rebuilt, income further diversified, and a balanced budget achieved again provided funding secured from Active Travel England (ATE) and other government bodies for the periods to March 2025 is received.

Trustees concluded there is no significant doubt over the organisation's ability to continue as a going concern. These financial statements have therefore been prepared on a going concern basis.

NOTES TO THE FINANCIAL STATEMENTS (CONTINUED) FOR THE 18-MONTH PERIOD ENDED 31 MARCH 2023

2. Donations and legacies for the 18-month period ended 31 March 2023:	Restricted	Unrestricted	18-month period ended 31 March 2023
	£	£	£
Donations	-	99,842	99,842
Legacies	-	105,000	105,000
DfT Modeshift Stars National Award Scheme	270,000	-	270,000
	<u>270,000</u>	<u>204,842</u>	<u>474,842</u>
Donations and legacies for the year ended 30 September 2021			
Donations	-	29,245	29,245
Legacies	-	10,500	10,500
Coronavirus Job Retention Scheme (CJRS)	-	184,319	184,319
DfT Modeshift Stars National Award Scheme	70,000	-	70,000
	<u>70,000</u>	<u>224,064</u>	<u>294,064</u>

3. Income from charitable activities for the period ended 31 March 2023:			
Scottish Government Scotland Walking Nation 2022-2023	514,187	-	514,187
Smarter Choices, Smarter Places (Scottish Government)	-	303,440	303,440
Walking Friends Wales	68,130	-	68,130
City Bridge Trust (Redbridge Streets Apart)	58,284	-	58,284
Local Cycling and Walking Infrastructure Plans (LCWIPs)	142,000	-	142,000
Walk To School Outreach 2022-23	2,009,000	-	2,009,000
Tackling Loneliness with Transport (Department for Transport)	497,213	-	497,213
Transport Scotland Inclusive Streets 2021-23	129,946	-	129,946
Playful Streets – Play Scotland partnership (Play Scotland)	46,000	-	46,000
Inclusive Design Research (Transport Scotland / Scottish Government)	74,284	-	74,284
Paths for All & Scotland Loves Local	40,963	-	40,963
Cycling Scotland	27,869	-	27,869
Scottish Government	142,745	-	142,745
Scotland Street Audit Evaluations (Transport Scotland)	47,750	-	47,750
Hertfordshire - The School Walk 2021-22	-	25,000	25,000
Mersey Travel ATF 2021-22	-	39,233	39,233
Bristol County Council	-	15,000	15,000
Leicester- Walk to School Programme	-	139,100	139,100
European Climate Foundation Grant	48,460	-	48,460
School Streets Support Essex	-	75,000	75,000
East Sussex Active Travel Programme	-	85,000	85,000
Active Travel Scheme for the West Sussex County Council			
Capability	-	80,039	80,039
Blackpool Capability Fund 2021-22	-	225,040	225,040
Durham Capability Fund 2021-22	-	97,200	97,200
Wales 20mph and WOW Schools	-	20,000	20,000
Bucks Capability Fund 2021-22	-	15,000	15,000
National Highways Schools Pilot (Yorkshire and Northeast)	-	60,000	60,000
Leeds School Streets	-	15,000	15,000
North Lincolnshire Capability Fund 2021-22	-	50,000	50,000
North-East Lincolnshire Capability Fund 2021-22	-	24,000	24,000
WMCA Capability Fund Project – Next Steps to College/ University	-	60,000	60,000
Lincolnshire County Council - WoW Walking To School Programme	-	40,000	40,000
Gateshead Capability Fund 2021-22	-	76,563	76,563
Three Rivers Walking Audits	-	42,000	42,000
Tees Valley Capability Fund 2021-22	-	31,100	31,100
Little Feet WYCA 22-23	-	55,000	55,000
WYCA Schools and Businesses 2021-22	-	110,000	110,000
Consultancy and business development	-	299,743	299,743
	<u>3,846,831</u>	<u>1,982,458</u>	<u>5,829,289</u>

NOTES TO THE FINANCIAL STATEMENTS (CONTINUED) FOR THE 18-MONTH PERIOD ENDED 31 MARCH 2023

3.

Income from charitable activities for the year ended 30 September 2021:

	Restricted	Unrestricted	18-month period ended 31 March 2023
	£	£	£
Scottish Government Scotland Walking Nation	151,210	-	151,210
Cycling Scotland Social Housing Fund 2020-21	25,000	-	25,000
Out and About, Smarter Choices Smarter Places	16,668	-	16,668
Smarter Choices, Smarter Places (Scottish Government)	-	238,834	238,834
Walking Friends Wales	21,943	-	21,943
City Bridge Trust (Redbridge Streets Apart)	44,695	-	44,695
Access Fund 20-21	1,237,500	-	1,237,500
Local Cycling and Walking Infrastructure Plans (LCWIPs)	23,500	-	23,500
Yn Awyr Agored Môn (Kyffin Williams Walking Trail)	10,000	-	10,000
Walk To School Outreach 2021-22	1,650,000	-	1,650,000
Walk To School Outreach Digital Project	350,000	-	350,000
Walk To School Outreach – Slips, Trips and Falls Research Project	100,000	-	100,000
Merton School Streetscapes	50,263	-	50,263
Transport Scotland Inclusive Streets 2021-23	19,234	-	19,234
Social Housing Partnership Fund for Improved Cycling & Walking Facilities	25,160	-	25,160
Transport Scotland Walking Nation 2021-22	107,255	-	107,255
West Midlands Little Feet	-	89,106	89,106
Surrey County Council Walking Maps	-	46,558	46,558
Surrey TDM Project	-	25,000	25,000
Hertfordshire - The School Walk 2021-22	-	97,000	97,000
Mersey Travel ATF 2021-22	-	19,617	19,617
Bristol County Council	-	82,557	82,557
Leicester- Walk to School Programme	-	38,950	38,950
European Climate Foundation Grant	20,153	-	20,153
WYCA Schools and Businesses 2021-22	-	100,000	100,000
Consultancy and business development	-	236,809	236,809
	<u>3,852,581</u>	<u>974,431</u>	<u>4,827,012</u>

NOTES TO THE FINANCIAL STATEMENTS (CONTINUED) FOR THE 18-MONTH PERIOD ENDED 31 MARCH 2023

4. Expenditure 18-month period ended 31 March 2023

Group	Restricted £	Unrestricted £	Total £
Cost of raising funds	-	332,214	332,214
Costs of raising trading income	-	315,869	315,869
Charitable activities	5,513,635	2,907,434	8,421,069
Total expenditure	<u>5,513,635</u>	<u>3,555,517</u>	<u>9,069,152</u>

Group	Direct staff costs £	Direct costs £	Support costs (see below) £	Total £
Cost of raising funds	315,023	15,774	1,417	332,214
Costs of raising trading income	257,258	20,027	152,333	429,618
Charitable activities	5,034,780	2,129,046	1,143,494	8,307,320
Total expenditure	<u>5,607,061</u>	<u>2,164,847</u>	<u>1,297,244</u>	<u>9,069,152</u>

Support costs include:	£
HR costs	707,585
Office & premises costs	(69,566)
Communications and IT	222,854
Finance and Management costs	415,978
Governance Costs	20,393
	<u>1,297,244</u>

Governance costs include the following costs:	£
Audit and accountancy fees	16,350
AGM/Annual Conference	500
Annual Report	372
Trustee Training	1,948
Trustees' expenses	1,223
	<u>20,393</u>

Year ended 30 September 2021

Group	Restricted £	Unrestricted £	Total £
Cost of raising funds	-	188,792	188,792
Costs of raising trading income	-	197,601	197,601
Charitable activities	3,941,199	900,041	4,841,240
Total expenditure	<u>3,941,199</u>	<u>1,286,434</u>	<u>5,227,633</u>

Group	Direct staff costs £	Direct costs £	Support costs (see below) £	Total £
Cost of raising funds	175,170	10,943	2,680	188,793
Costs of raising trading income	166,133	12,063	19,406	197,602
Charitable activities	3,167,611	1,074,724	598,903	4,841,238
Total expenditure	<u>3,508,914</u>	<u>1,097,730</u>	<u>620,989</u>	<u>5,227,633</u>

NOTES TO THE FINANCIAL STATEMENTS (CONTINUED) FOR THE 18-MONTH PERIOD ENDED 31 MARCH 2023

4.	Year ended 30 September 2021 (continued)	Restricted	Unrestricted	Total
	Support costs include:			£
	HR costs			214,248
	Office & premises costs			168,777
	Communications and IT			95,073
	Finance and Management costs			127,375
	Governance Costs			15,516
				<u>620,989</u>
	Governance costs include the following costs:			£
	Audit and accountancy fees			13,737
	AGM/Annual Conference			-
	Annual Report			-
	Trustee Training			1,672
	Trustees' expenses			107
				<u>15,516</u>

18-month period ended 31 March 2023

Charity	Restricted	Unrestricted	Total
	£	£	£
Cost of raising funds	-	332,214	332,214
Charitable activities	<u>5,513,635</u>	<u>3,096,467</u>	<u>8,610,102</u>
Total expenditure	<u>5,513,635</u>	<u>3,428,681</u>	<u>8,942,316</u>
	Direct staff costs	Support costs (see below)	Total
	£	£	£
Cost of raising funds	315,023	15,774	332,214
Charitable activities	<u>5,034,780</u>	<u>2,318,080</u>	<u>8,610,102</u>
Total expenditure	<u>5,349,803</u>	<u>2,333,854</u>	<u>8,942,316</u>

Support costs include:		£
HR costs		707,585
Office & premises costs		(69,566)
Communications and IT		191,654
Finance and Management costs		415,193
Governance Costs		13,793
		<u>1,258,659</u>
Governance costs include the following costs:		
Audit and accountancy fees		9,750
AGM/Annual Conference		500
Annual Report		372
Trustee Training		1,948
Trustees' expenses		1,223
		<u>13,793</u>

NOTES TO THE FINANCIAL STATEMENTS (CONTINUED) FOR THE 18-MONTH PERIOD ENDED 31 MARCH 2023

4. Year ended 30 September 2021

Charity	Restricted	Unrestricted	Total £	
Cost of raising funds	-	188,792	188,792	
Charitable activities	<u>3,941,199</u>	<u>1,240,988</u>	<u>5,182,187</u>	
Total expenditure	<u>3,941,199</u>	<u>1,429,780</u>	<u>5,370,979</u>	
	Direct staff costs	Direct costs	Support costs (see below)	Total
Charity				
Cost of raising funds	175,170	10,943	2,680	188,793
Charitable activities	<u>3,167,611</u>	<u>1,415,672</u>	<u>598,903</u>	<u>5,182,186</u>
Total expenditure	<u>3,342,781</u>	<u>1,426,615</u>	<u>601,583</u>	<u>5,370,979</u>
Support costs include:				£
HR costs				214,248
Office & premises costs				168,777
Communications and IT				81,596
Finance and Management costs				127,375
Governance Costs				<u>9,587</u>
				<u>601,583</u>
Governance costs include the following costs:				£
Audit and accountancy fees				7,808
AGM/Annual Conference				-
Annual Report				-
Trustee Training				1,672
Trustees' expenses				<u>107</u>
				<u>9,587</u>

5. Net income for the year:

This is stated after charging:		18-month period ended 31 March 2023	Year ended 30 September 2021
	Note	£	£
Depreciation	8	41,212	37,736
Operating lease rental - land and buildings	20	161,633	113,800
Auditor's remuneration:			
Current year audit fees		15,500	11,500
Current year non-audit fees		850	850
Trustees' expenses		<u>1,223</u>	<u>1,779</u>

Trustees' expenses during the 18-month period to 31 March 2023 represented travel and subsistence costs relating to attendance at meetings for five Trustees (2020: four).

NOTES TO THE FINANCIAL STATEMENTS (CONTINUED) FOR THE 18-MONTH PERIOD ENDED 31 MARCH 2023

6. Staff costs and numbers:	THE GROUP		THE CHARITY	
	18-month period ended 31 March 2023	Year ended 30 September 2021	18-month period ended 31 March 2023	Year ended 30 September 2021
	£	£	£	£
Salaries and wages	5,217,756	3,308,126	4,962,593	3,142,838
Social security costs	556,327	337,988	556,327	337,988
Pension contributions	371,301	200,633	371,301	200,633
Other staff costs	161,664	52,471	158,994	52,271
	<u>6,307,048</u>	<u>3,899,218</u>	<u>6,049,215</u>	<u>3,733,730</u>

Other staff costs include salary sacrifice scheme, homeworking allowance, apprentice levy, recruitment expenses and annual leave expenses.

Payments to agency staff were £135,925 (2021:£20,445). We had four agency staff during the period under review (2021:four).

Employees earning above £60,000 were as follows:	18-month period ended 31 March 2023	Year ended 30 September 2021
	No.	No.
£60,000 - £69,999	16	-
£70,000 - £79,999	5	1
£80,000 - £89,999	1	-
£90,000 - £99,999	1	2
£100,000 - £109,999	1	-
£150,000 - £159,999	1	-

Employers pension contributions in respect of the 25 (2021: 3) employees were £135,025 (2021: £13,548).

The average weekly number of employees (full-time equivalent) during the period was as follows:

	18-month period ended 31 March 2023	Year ended 30 September 2021
	No.	No.
Support	10	7
Charitable activities	72	71
Cost of raising funds	4	3
Living Streets Services Limited	4	4
	<u>90</u>	<u>85</u>

The average head count for the year was 99 (2020: 96).

The Key Management Personnel in charge of directing, controlling, running, and operating the charity on a day-to-day basis comprise the Trustees together with the Chief Executive, Director of Finance and Resources, Director of Local Impact, Director of Development, Director of Policy and Communications, Assistant Director of Local Impact, Head of Commercial Development, Head of Institutional Development, and Head of People. The total remuneration payable to Key Management Personnel during the 18-month period was £716,115 (2021 - 12 months: £450,043).

NOTES TO THE FINANCIAL STATEMENTS (CONTINUED) FOR THE 18-MONTH PERIOD ENDED 31 MARCH 2023

STAFF COSTS AND NUMBERS (CONTINUED)

6.	Total payments to key management are broken down as follows:	18-month period ended 31 March 2023	Year ended 30 September 2021
		No.	No.
	October 2021 – September 2022	472,098	450,043
	October 2022 – March 2023	244,017	-
	Total	716,115	450,043

Termination payments

During the period, contractual termination benefits totalling £33,710 (2021: £nil) were paid in full to two members of staff.

7. Taxation

The charitable company is exempt from corporation tax as all its income is charitable and is applied for charitable purposes. The subsidiary distributes profits to the charity so has no charge to corporation tax.

8. Tangible fixed assets

The group and charity	IT equipment	Office furniture and equipment	Total
	£	£	£
Cost			
Brought forward	35,831	134,229	170,060
Additions	10,473	-	10,473
Disposals	(13,866)	(6,439)	(20,305)
Closing balance	<u>32,438</u>	<u>127,790</u>	<u>160,228</u>
Depreciation			
Brought forward	29,691	100,351	130,042
Charge for the year	8,548	32,664	41,212
Disposals	(13,866)	(5,817)	(19,683)
Closing balance	<u>24,373</u>	<u>127,198</u>	<u>151,571</u>
Net book value			
At 31 March 2023	<u>8,065</u>	<u>592</u>	<u>8,657</u>
At 30 September 2021	<u>6,140</u>	<u>33,878</u>	<u>40,018</u>

NOTES TO THE FINANCIAL STATEMENTS (CONTINUED) FOR THE 18-MONTH PERIOD ENDED 31 MARCH 2023

9.

Investments

The group and charity	As at 31 March 2023	As at 30 September 2021
	£	£
Market value brought forward	212,276	187,145
Unrealised (losses)/gains	(1,274)	25,131
Market value carried forward	<u>211,002</u>	<u>212,276</u>
Historic cost of investments	<u>59,734</u>	<u>59,734</u>
	As at 31 March 2023	As at 30 September 2021
	£	£
M&G Charifund units	1,372	1,537
COIF Fixed Interest shares	20,573	23,205
COIF Accumulation shares	189,057	187,534
	<u>211,002</u>	<u>212,276</u>

The above investment assets are all in the UK.

10.

Subsidiary undertaking

The charitable company owns the whole of the issued ordinary share capital of Living Streets Services Limited (Company number: 07471406), a company registered in England and Wales. The subsidiary is used primarily for non-primary purpose trading activities. All activities have been consolidated on a line-by-line basis in the statement of financial activities. Available profits are distributed to the charitable company. A summary of the results of the subsidiary is shown below:

	18-month period ended 31 March 2023	Year ended 30 September 2021
	£	£
Turnover	1,500,747	1,157,825
Cost of sales	(1,062,302)	(658,470)
Gross profit	<u>438,445</u>	<u>499,355</u>
Administrative expenses	<u>(121,899)</u>	<u>(64,906)</u>
Operating profit	316,546	434,449
Retained earnings at the beginning of the year	434,449	231,624
Distribution	(434,449)	(231,624)
Retained profit for the financial year	<u>316,546</u>	<u>434,449</u>
The aggregate of the assets, liabilities and funds was:		
	£	£
Assets	923,955	627,447
Liabilities	<u>(609,116)</u>	<u>(192,998)</u>
Funds	<u>314,839</u>	<u>434,449</u>

The turnover and expenditure shown above includes all the subsidiary's trading activities. The turnover and expenditure shown within the consolidated statement of financial activities and notes to the accounts show the subsidiary's results excluding the results of intercompany sales and purchases.

NOTES TO THE FINANCIAL STATEMENTS (CONTINUED) FOR THE 18-MONTH PERIOD ENDED 31 MARCH 2023

11. Stock

	THE GROUP		THE CHARITY	
	As at 31 March 2023	As at 30 September 2021	As at 31 March 2023	As at 30 September 2021
	£	£	£	£
Stock & Work in Progress	202,783	113,688	29,365	33,449
Allowance for Obsolete Stock	(44,618)	(22,706)	(20,167)	-
	<u>158,165</u>	<u>90,982</u>	<u>9,198</u>	<u>33,449</u>

The value of stock recognised in the SOFA is £745,075 (2021: £469,641)

12. Debtors

	THE GROUP		THE CHARITY	
	As at 31 March 2023	As at 30 September 2021	As at 31 March 2023	As at 30 September 2021
	£	£	£	£
Trade debtors	279,983	413,214	146,131	256,167
Less: provision for doubtful debts	(2,590)	(3,250)	(729)	-
	<u>277,393</u>	<u>409,964</u>	<u>145,402</u>	<u>256,167</u>
Prepayments and other debtors	60	38,276	270,215	38,276
Rent deposit	53,911	39,869	53,911	39,869
Accrued income	238,306	194,716	238,306	194,716
Amount due from subsidiary undertaking	-	-	-	2,047
	<u>569,670</u>	<u>682,825</u>	<u>707,834</u>	<u>531,075</u>

Trade debtors are stated after provisions for impairment of £2,590 (2021: £3,250).

Amounts owed by group undertakings are unsecured, interest free, have no fixed date of repayment and are repayable on demand.

NOTES TO THE FINANCIAL STATEMENTS (CONTINUED) FOR THE 18-MONTH PERIOD ENDED 31 MARCH 2023

13. Cash at bank and in hand

		THE GROUP		THE CHARITY	
		As at 31 March 2023	As at 30 September 2021	As at 31 March 2023	As at 30 September 2021
		£	£	£	£
		<u>1,235,626</u>	<u>3,455,134</u>	<u>768,423</u>	<u>3,055,164</u>

14. Creditors: amounts due in one year

		THE GROUP		THE CHARITY	
		As at 31 March 2023	As at 30 September 2021	As at 31 March 2023	As at 30 September 2021
		£	£	£	£
Bank loans	Note 16	24,221	-	24,221	-
Trade creditors		118,192	107,175	98,326	36,354
Taxation and social security		128,451	106,503	128,451	106,503
Accruals		116,385	343,565	112,785	338,880
Amount due to subsidiary undertaking		-	-	40,988	-
VAT Payable		94,280	31,825	76,265	19,443
Deferred income		212,675	86,916	50,000	-
		<u>694,204</u>	<u>675,984</u>	<u>531,036</u>	<u>501,180</u>

		THE GROUP		THE CHARITY	
Deferred income		As at 31 March 2023	As at 30 September 2021	As at 31 March 2023	As at 30 September 2021
		£	£	£	£
Opening deferred income		86,916	155,645	-	95,600
Deferred income released from previous years		(86,916)	(155,645)	-	(95,600)
Income deferred in the year		<u>212,675</u>	<u>86,916</u>	<u>50,000</u>	<u>-</u>
Balance carried forward		<u>212,675</u>	<u>86,916</u>	<u>50,000</u>	<u>-</u>

Deferred income relates to income received in advance for projects that are to be carried out in future periods.

NOTES TO THE FINANCIAL STATEMENTS (CONTINUED) FOR THE 18-MONTH PERIOD ENDED 31 MARCH 2023

15. Creditors: amounts due after more than one year

		THE GROUP		THE CHARITY	
		As at 31 March 2023	As at 30 September 2021	As at 31 March 2023	As at 30 September 2021
	Note	£	£	£	£
Bank loans	16	32,591	-	32,591	-

16. Loans

		THE GROUP		THE CHARITY	
		As at 31 March 2023	As at 30 September 2021	As at 31 March 2023	As at 30 September 2021
Brought forward		-	-	-	-
Receipts during the year		60,000	-	60,000	-
Repayments		(3,188)	-	(3,188)	-
Carried forward		56,812	-	56,812	-
Payable within one year		24,221	-	24,221	-
Payable after one year		32,591	-	32,591	-
		56,812	-	56,812	-

The bank loan is unsecured and is repayable in full on 25 October 2025. The interest rate is fixed at 6.5% per annum. Total interest expense for the period ended 31 March 2023 is £836.

17. Provisions

		THE GROUP		THE CHARITY	
		As at 31 March 2023	As at 30 September 2021	As at 31 March 2023	As at 30 September 2021
		£	£	£	£
Brought forward		32,429	55,020	32,429	55,020
Released during year		(32,429)	(28,591)	(32,429)	(28,591)
Provided for during year		-	6,000	-	6,000
Balance carried forward		-	32,429	-	32,429

It was the charity's policy to provide for dilapidations for our old London office at 2 America Square, and the value of this provision was based on an estimate of the management team and trustees. This commitment was met in the final year of the property lease (in March 2023 for 2 America Square).

We do not have any dilapidations provision for our new office at 133 Whitechapel High Street, in London.

NOTES TO THE FINANCIAL STATEMENTS (CONTINUED) FOR THE 18-MONTH PERIOD ENDED 31 MARCH 2023

18. Analysis of net assets between funds

	Designated funds	General funds	As at 31 March 2023	As at 30 September 2021
	£	£	£	£
Tangible fixed assets	-	8,657	8,657	40,018
Fixed asset investments	151,268	59,734	211,002	212,276
Current assets	629,097	1,334,364	1,963,461	4,228,941
Liabilities	-	(726,795)	(726,795)	(708,413)
Net assets at the end of the year	780,365	675,960	1,456,325	3,772,822

NOTES TO THE FINANCIAL STATEMENTS (CONTINUED) FOR THE 18-MONTH PERIOD ENDED 31 MARCH 2023

19. Movement in funds

For 18-month period ended 31 March 2023

Group	At the start of the period (1 October 2021)	Income	Expenditure	Gains on investments	Transfers between funds	At the end of the period (31 March 2023)
	£	£	£	£		£
Restricted funds:						
Scottish Government Scotland Walking Nation	-	514,187	(514,187)	-	-	-
Cycling Scotland Social Housing Fund 2020-21	14,764	-	(14,764)	-	-	-
Cycling Scotland Social Housing Fund 2022-23	-	27,869	(7,574)	-	-	20,295
Scotland Street Audit Evaluations - Transport Scotland	-	47,750	(26,884)	-	-	20,866
Walk To School Outreach 2022-23	-	2,009,000	(1,608,916)	-	-	400,084
Walking Back To School	4,462	-	(4,462)	-	-	-
Travel Tracker 19-20	1,993	-	(1,993)	-	-	-
Tackling Loneliness with Transport Fund (Walking Connects 2022-23)	-	497,213	(324,436)	-	-	172,777
Playful Streets – Play Scotland Partnership	-	46,000	(29,726)	-	-	16,274
Inclusive Design Research (Transport Scotland)	-	74,284	(74,284)	-	-	-
Out and About N Lanarkshire (Paths for All & Scotland Loves Local)	-	40,963	(40,963)	-	-	-
City Bridge Trust	5,402	58,284	(63,686)	-	-	-
Local Cycling and Walking Infrastructure Plans (LCWIPs) (2017-19)	693	-	(693)	-	-	-
Local Cycling and Walking Infrastructure Plans (LCWIPs) (2020-21)	-	127,000	(127,000)	-	-	-
Local Cycling and Walking Infrastructure Plans (LCWIPs) (2022-23)	-	15,000	(3)	-	-	14,997
Walking Friends Wales	5,074	68,130	(90,905)	-	17,701	-
Cardiff Streets for Health	11,962	-	(11,962)	-	-	-
Stars National Award Scheme	-	270,000	(270,000)	-	-	-
Yn Awyr Agored Môn (Kyffin Williams Walking Trail)	5,389	-	(5,389)	-	-	-
Walk To School Outreach 2021-22	1,501,200	-	(1,481,670)	-	-	19,530
Walk To School Outreach Digital Project	335,600	-	(335,600)	-	-	-
Walk To School Outreach – Slips, Trips and Falls Research Project	98,192	-	(98,192)	-	-	-
Merton School Streetscapes	38,916	-	(2,518)	-	-	36,398
Transport Scotland Inclusive Streets 2021-23	15,300	129,946	(145,246)	-	-	-
Social Housing Partnership Fund for Improved Cycling & Walking Facilities	25,160	-	(25,160)	-	-	-
European Climate Foundation Grant 2021-22	20,153	20,489.00	(40,642)	-	-	-
European Climate Foundation Grant 2022-23	-	27,971.00	(191)	-	-	27,780
Transport Scotland Walking Nation 2021-22	23,844	142,745	(166,589)	-	-	-
Total restricted funds	2,108,104	4,116,831	(5,513,635)	-	17,701	729,001

**NOTES TO THE FINANCIAL STATEMENTS (CONTINUED)
FOR THE 18-MONTH PERIOD ENDED 31 MARCH 2023**
19. Movement in funds (continued)

For 18-month period ended 31 March 2023 (continued)

Group (continued)	At the start of the period (1 October 2021)	Income	Expenditure	Gains on investments	Transfers between funds	At the end of the period (31 March 2023)
	£	£	£	£		£
Unrestricted funds:						
<i>Designated funds:</i>						
Development fund	96,080		(74,386)	-	(21,694)	-
Hardship fund	4,374		(4,374)	-	-	-
Legacy Fund	100,000	100,000	(15,188)	-	(150,000)	34,812
Stabilisation Fund	99,307	-	-	-	(55,022)	44,285
Revaluation reserve	152,542	-	-	(1,274)	-	151,268
Reserve Fund	550,000	-	-	-	-	550,000
<i>Total designated funds</i>	<u>1,002,303</u>	<u>100,000</u>	<u>(93,948)</u>	<u>(1,274)</u>	<u>(226,716)</u>	<u>780,365</u>
<i>General funds</i>	662,415	2,537,098	(3,461,569)	-	209,015	(53,041)
Total unrestricted funds	<u>1,664,718</u>	<u>2,637,098</u>	<u>(3,555,517)</u>	<u>(1,274)</u>	<u>(17,701)</u>	<u>727,324</u>
Total funds	<u><u>3,772,822</u></u>	<u><u>6,753,929</u></u>	<u><u>(9,069,152)</u></u>	<u><u>(1,274)</u></u>	<u><u>-</u></u>	<u><u>1,456,325</u></u>

For the year ended 30 September 2021

Group	At the start of the period (1 October 2020)	Income	Expenditure	Gains on investments	Transfers Between Funds	At the end of the period (30 September 2021)
	£	£	£	£		£
Restricted funds:						
Scottish Government Scotland Walking Nation	21,286	151,210	(172,496)	-	-	-
Cycling Scotland Social Housing Fund 2020-21	-	25,000	(10,236)	-	-	14,764
Big Lottery Fund Walking Connects - Scotland	80,159	-	(80,159)	-	-	-
Out and About, Smarter Choices Smarter Places	54,975	16,668	(71,643)	-	-	-
Access Fund 20-21	262,754	1,237,500	(1,500,254)	-	-	-
Walking Back To School	965,330	-	(960,868)	-	-	4,462
Travel Tracker 19-20	22,297	-	(20,304)	-	-	1,993
Walk To School Outreach 20-21	616,897	-	(616,897)	-	-	-
City Bridge Trust	3,458	44,695	(42,751)	-	-	5,402
Local Cycling and Walking Infrastructure Plans (LCWIPs)	23,693	23,500	(46,500)	-	-	693
Walking Friends Wales	63,611	21,943	(80,480)	-	-	5,074
Cardiff Streets for Health	12,262	-	(300)	-	-	11,962

**NOTES TO THE FINANCIAL STATEMENTS (CONTINUED)
FOR THE 18-MONTH PERIOD ENDED 31 MARCH 2023**
19. Movement in funds (continued)

For year ended 30 September 2021 (continued)

Group (continued)	At the start of the period (1 October 2020)	Income	Expenditure	Gains on investments	Transfers between funds	At the end of the period (30 September 2021)
	£	£	£	£		£
Restricted funds (continued):						
Stars National Award Scheme	-	70,000	(70,000)	-	-	-
Yn Awyr Agored Môn (Kyffin Williams Walking Trail)	-	10,000	(4,611)	-	-	5,389
Walk To School Outreach 2021-22	-	1,650,000	(148,800)	-	-	1,501,200
Walk To School Outreach Digital Project	-	350,000	(14,400)	-	-	335,600
Walk To School Outreach – Slips, Trips and Falls Research Project	-	100,000	(1,808)	-	-	98,192
Merton School Streetscapes	-	50,263	(11,347)	-	-	38,916
Transport Scotland Inclusive Streets 2021-23	-	19,234	(3,934)	-	-	15,300
Social Housing Partnership Fund for Improved Cycling & Walking Facilities	-	25,160	-	-	-	25,160
European Climate Foundation Grant	-	20,153	-	-	-	20,153
Transport Scotland Walking Nation 2021-22	-	107,255	(83,411)	-	-	23,844
Total restricted funds	<u>2,126,722</u>	<u>3,922,581</u>	<u>(3,941,199)</u>	<u>-</u>	<u>-</u>	<u>2,108,104</u>
Unrestricted funds:						
<i>Designated funds:</i>						
Development fund	136,053	-	(39,973)	-	-	96,080
Hardship fund	4,374	-	-	-	-	4,374
Legacy Fund	100,000	-	-	-	-	100,000
Stabilisation Fund	100,000	-	(693)	-	-	99,307
Revaluation reserve	127,411	25,131	-	-	-	152,542
Reserve Fund	550,000	-	-	-	-	550,000
<i>Total designated funds</i>	<u>1,017,838</u>	<u>25,131</u>	<u>(40,666)</u>	<u>-</u>	<u>-</u>	<u>1,002,303</u>
<i>General funds</i>	<u>417,500</u>	<u>1,490,709</u>	<u>(1,245,768)</u>	<u>-</u>	<u>-</u>	<u>662,415</u>
Total unrestricted funds	<u>1,435,338</u>	<u>1,515,840</u>	<u>(1,286,434)</u>	<u>-</u>	<u>-</u>	<u>1,664,718</u>
Total funds	<u><u>3,562,060</u></u>	<u><u>5,438,421</u></u>	<u><u>(5,227,633)</u></u>	<u><u>-</u></u>	<u><u>-</u></u>	<u><u>3,772,822</u></u>

NOTES TO THE FINANCIAL STATEMENTS (CONTINUED) FOR THE 18-MONTH PERIOD ENDED 31 MARCH 2023

19. Movement in funds (continued)

For 18-month period ended 31 March 2023

Charity	At the start of the period (1 October 2021)	Income	Expenditure	Gains on investments	Transfers between funds	At the end of the period (31 March 2023)
	£	£	£	£		£
Restricted funds:						
Scottish Government Scotland Walking Nation	-	514,187	(514,187)	-	-	-
Cycling Scotland Social Housing Fund 2020-21	14,764	-	(14,764)	-	-	-
Cycling Scotland Social Housing Fund 2022-23	-	27,869	(7,574)	-	-	20,295
Scotland Street Audit Evaluations - Transport Scotland	-	47,750	(26,884)	-	-	20,866
Walk To School Outreach 2022-23	-	2,009,000	(1,608,916)	-	-	400,084
Walking Back To School	4,462	-	(4,462)	-	-	-
Travel Tracker 19-20	1,993	-	(1,993)	-	-	-
Tackling Loneliness with Transport Fund (Walking Connects 2022-23)	-	497,213	(324,436)	-	-	172,777
Playful Streets – Play Scotland Partnership	-	46,000	(29,726)	-	-	16,274
Inclusive Design Research (Transport Scotland)	-	74,284	(74,284)	-	-	-
Out and About N Lanarkshire (Paths for All & Scotland Loves Local)	-	40,963	(40,963)	-	-	-
City Bridge Trust	5,402	58,284	(63,686)	-	-	-
Local Cycling and Walking Infrastructure Plans (LCWIPs) (2017-19)	693	-	(693)	-	-	-
Local Cycling and Walking Infrastructure Plans (LCWIPs) (2020-21)	-	127,000	(127,000)	-	-	-
Local Cycling and Walking Infrastructure Plans (LCWIPs) (2022-23)	-	15,000	(3)	-	-	14,997
Walking Friends Wales	5,074	68,130	(90,905)	-	17,701	-
Cardiff Streets for Health	11,962	-	(11,962)	-	-	-
Stars National Award Scheme	-	270,000	(270,000)	-	-	-
Yn Awyr Agored Môn (Kyffin Williams Walking Trail)	5,389	-	(5,389)	-	-	-
Walk To School Outreach 2021-22	1,501,200	-	(1,481,670)	-	-	19,530
Walk To School Outreach Digital Project	335,600	-	(335,600)	-	-	-
Walk To School Outreach – Slips, Trips and Falls Research Project	98,192	-	(98,192)	-	-	-
Merton School Streetscapes	38,916	-	(2,518)	-	-	36,398
Transport Scotland Inclusive Streets 2021-23	15,300	129,946	(145,246)	-	-	-
Social Housing Partnership Fund for Improved Cycling & Walking Facilities	25,160	-	(25,160)	-	-	-
European Climate Foundation Grant 2021-22	20,153	20,489.00	(40,642)	-	-	-
European Climate Foundation Grant 2022-23	-	27,971.00	(191)	-	-	27,780
Transport Scotland Walking Nation 2021-22	23,844	142,745	(166,589)	-	-	-
Total restricted funds	<u>2,108,104</u>	<u>4,116,831</u>	<u>(5,513,635)</u>	<u>-</u>	<u>17,701</u>	<u>729,001</u>

NOTES TO THE FINANCIAL STATEMENTS (CONTINUED) FOR THE 18-MONTH PERIOD ENDED 31 MARCH 2023

19. Movement in funds (continued)

For 18-month period ended 31 March 2023 (continued)

Charity (continued)	At the start of the period (1 October 2021)	Income	Expenditure	Gains on investments	Transfers between funds	At the end of the period (31 March 2023)
Unrestricted funds:						
<i>Designated funds:</i>						
Development fund	96,080		(74,386)	-	(21,694)	-
Hardship fund	4,374		(4,374)	-	-	-
Legacy Fund	100,000	100,000	(15,188)	-	(150,000)	34,812
Stabilisation Fund	99,307	-	-	-	(55,022)	44,285
Revaluation reserve	152,542			(1,274)	-	151,268
Reserve Fund	550,000	-	-	-	-	550,000
<i>Total designated funds</i>	1,002,303	100,000	(93,948)	(1,274)	(226,716)	780,365
<i>General funds</i>	227,966	2,529,873	(3,334,733)		209,015	(367,879)
Total unrestricted funds	1,230,269	2,629,873	(3,428,681)	(1,274)	(17,701)	412,486
Total funds	3,338,373	6,746,704	(8,942,316)	(1,274)	-	1,141,487
For the year ended 30 September 2021						
Charity	At the start of the period (1 October 2020) £	Income £	Expenditure £	Gains on investments £	Transfers Between Funds	At the end of the period (30 September 2021) £
Restricted funds:						
Scottish Government Scotland Walking Nation	21,286	151,210	(172,496)	-	-	-
Cycling Scotland Social Housing Fund 2020-21	-	25,000	(10,236)	-	-	14,764
Big Lottery Fund Walking Connects - Scotland	80,159	-	(80,159)	-	-	-
Out and About, Smarter Choices Smarter Places	54,975	16,668	(71,643)	-	-	-
Access Fund 20-21	262,754	1,237,500	(1,500,254)	-	-	-
Walking Back To School	965,330	-	(960,868)	-	-	4,462
Travel Tracker 19-20	22,297	-	(20,304)	-	-	1,993
Walk To School Outreach 20-21	616,897	-	(616,897)	-	-	-
City Bridge Trust	3,458	44,695	(42,751)	-	-	5,402
Local Cycling and Walking Infrastructure Plans (LCWIPs)	23,693	23,500	(46,500)	-	-	693
Walking Friends Wales	63,611	21,943	(80,480)	-	-	5,074

NOTES TO THE FINANCIAL STATEMENTS (CONTINUED) FOR THE 18-MONTH PERIOD ENDED 31 MARCH 2023

19. Movement in funds (continued)

For year ended 30 September 2021 (continued)

Charity (continued)	At the start of the period (1 October 2020)	Income	Expenditure	Gains on investments	Transfers between funds	At the end of the period (30 September 2021)
	£	£	£	£		£
Cardiff Streets for Health	12,262	-	(300)	-	-	11,962
Stars National Award Scheme	-	70,000	(70,000)	-	-	-
Yn Awyr Agored Môn (Kyffin Williams Walking Trail)	-	10,000	(4,611)	-	-	5,389
Walk To School Outreach 2021-22	-	1,650,000	(148,800)	-	-	1,501,200
Walk To School Outreach Digital Project	-	350,000	(14,400)	-	-	335,600
Walk To School Outreach – Slips, Trips and Falls Research Project	-	100,000	(1,808)	-	-	98,192
Merton School Streetscapes	-	50,263	(11,347)	-	-	38,916
Transport Scotland Inclusive Streets 2021-23	-	19,234	(3,934)	-	-	15,300
Social Housing Partnership Fund for Improved Cycling & Walking Facilities	-	25,160	-	-	-	25,160
European Climate Foundation Grant	-	20,153	-	-	-	20,153
Transport Scotland Walking Nation 2021-22	-	107,255	(83,411)	-	-	23,844
Total restricted funds	<u>2,126,722</u>	<u>3,922,581</u>	<u>(3,941,199)</u>	<u>-</u>	<u>-</u>	<u>2,108,104</u>
Unrestricted funds:						
<i>Designated funds:</i>						
Development fund	136,053	-	39,973	-	-	96,080
Hardship fund	4,374	-	-	-	-	4,374
Legacy Fund	100,000	-	-	-	-	100,000
Stabilisation Fund	100,000	-	693	-	-	99,307
Revaluation reserve	127,411	25,131	-	-	-	152,542
Reserve Fund	550,000	-	-	-	-	550,000
<i>Total designated funds</i>	<u>1,017,838</u>	<u>25,131</u>	<u>(40,666)</u>	<u>-</u>	<u>-</u>	<u>1,002,303</u>
<i>General funds</i>	<u>185,876</u>	<u>1,427,533</u>	<u>(1,385,443)</u>	<u>-</u>	<u>-</u>	<u>227,966</u>
Total unrestricted funds	<u>1,203,714</u>	<u>1,452,664</u>	<u>(1,426,109)</u>	<u>-</u>	<u>-</u>	<u>1,230,269</u>
Total funds	<u>3,330,436</u>	<u>5,375,245</u>	<u>(5,367,308)</u>	<u>-</u>	<u>-</u>	<u>3,338,373</u>

NOTES TO THE FINANCIAL STATEMENTS (CONTINUED) FOR THE 18-MONTH PERIOD ENDED 31 MARCH 2023

19. Movement in funds (continued)

Purposes of restricted funds

These are funds provided to undertake specific projects of work. Funds in deficit at the year end will receive income in the following financial year. In the 18-month period ended 31 March 2023, restricted funds included the following:

Scottish Government Scotland Walking Nation

Grant from Transport Scotland to promote and raise the profile of walking, the walking environment and the Scottish Government's role, and deliver interventions to increase walking in schools and communities.

Housing Association Walking Project

Funding from Cycling Scotland through the Social Housing Partnership Fund for Improved Cycling & Walking Facilities to develop a methodology for and deliver audits in partnership with Housing Associations to identify potential improvements to the walking environment.

Evaluation of Road Safety Measures

This is a grant from Transport Scotland for assessing the adoption of Living Streets' Street Audit recommendations from 2014-19 across 16 localities in different local authority areas, compare implementation in deprived and non-deprived areas in terms of types of measures and adoption, form an understanding of why measures were or weren't adopted, reengage the local authorities to address barriers to implementation, particularly in the most deprived 10% SIMD areas to contribute to relative casualty reduction targets in these areas.

Walk To School Outreach 22-23

- is funded by Department for Transport to support 950 primary schools' children to walk to school, tackling barriers to walking and providing technical expertise and supporting Schools Streets and Low-traffic Neighbourhood schemes being delivered through Active Travel Fund (ATF).

Walking Back to School

Funding received from Department for Transport to expand the existing Walk To School Outreach project within existing and new partner authorities with an additional 250 primary schools, and support additional back to school communications and activities following the summer term lockdown.

Travel Tracker 19-20

Funding from Department for Transport for the development of a white-label Travel Tracker monitoring tool.

Walking Connects 2022-23

Funding from Department for Transport for tackling loneliness to engage people aged 50+ in Bolton, Wigan, Lancashire, and Stoke on Trent, where data shows there are high levels of loneliness and deprivation and low walking rates. The project will aim to reach up to 2000 older people at risk of loneliness through walking activities and information resources. It will equip communities to promote walking by training up to 40 volunteer walk leaders and 55 Community Street Auditors who can assess and make recommendations about their local walking environment, facilitate access to 55 places for transport planners and operators and establish four Local Groups.

NOTES TO THE FINANCIAL STATEMENTS (CONTINUED) FOR THE 18-MONTH PERIOD ENDED 31 MARCH 2023

19. Movement in funds (continued)

Playful Streets – Play Scotland partnership

This Partnership is between Play Scotland and Living Streets Scotland to supporting summer of play activities with schools and communities through increased use of streets for play, increased empowerment of child's right to play, increased parental confidence to support children to play out and increased confidence of parents to allow children to play outside.

Inclusive Design Research

This is funding received from Transport Scotland to collect evidence to support the development and testing of new types of inclusive active travel infrastructure for junctions and bus corridors to ensure that the needs of all users are met.

Out and About North Lanarkshire

This is funding received from Paths for All & Scotland Loves Local to Work with older people's groups in North Lanarkshire.

City Bridge Trust

A grant to address barriers to walking for older people in Redbridge, Havering, Barking & Dagenham.

Stars National Award Scheme

The Stars National Award grant is to deliver the Modeshift STARS Award Scheme programme which aims to create active travel behaviour change resources for schools, businesses, and local authorities.

Local Cycling and Walking Infrastructure Plans (LCWIPs)

Funded by the Department for Transport DfT through Sustrans as lead for a consortium to provide specialist support to local authorities on embedding Local Cycling and Walking Infrastructure Plans (LCWIPs) within local strategies and delivery plans.

Walking Friends Wales

Funding from the Sport Wales Healthy and Active Fund to enable older people aged 50+ to increase activity through walking and taking part in led group walks.

Cardiff Streets for Health

Funding from Cardiff City Council to work in Plasnewydd Cardiff engaging local communities in re-imagining their streets.

Yn Awyr Mon (Kyffin Williams Walking Trail)

This is grant in partnership with Oriel Mon to develop guided walks celebrating the work of the Welsh landscape painter, Sir John Kyffin Williams OBE RA and the Anglesey landscape. The walks support mental and physical wellbeing and connect local people to the work of Kyffin Williams at scenic locations of Anglesey.

WTSO 2021-2022

Funded by Department for Transport to support 1,050 primary schools' children to walk to school, tackling barriers to walking and providing technical expertise and supporting Schools Streets and Low-traffic Neighbourhood schemes being delivered through Active Travel Fund (ATF).

NOTES TO THE FINANCIAL STATEMENTS (CONTINUED) FOR THE 18-MONTH PERIOD ENDED 31 MARCH 2023

19. Movement in funds (continued)

Walk To School Outreach - Trips and Falls

Funded by Department for Transport to analyse data collection and consider to 'invest to save' approach to addressing issues with trips and falls.

Walk To School Digital Project

WTSO Digital Project is funded by Department for Transport to bring digital engagement to the core of the programme delivery model, providing direct access to Living Streets' Travel Tracker to pupils.

Merton School Streetscapes

This project supports WOW in three schools of Merton and provide a robust, long-lasting thermoplastic road mural (delivered by contractors but design work is from sessions with children and developed by an artist), engage the community to paint a pavement mural and design activities.

Transport Scotland Inclusive Streets 2021-23

This project supports the delivery of the Inclusive Streets Design Research that would benefit the community and the schools-based initiatives to promote walking.

Social Housing Partnership Fund for improved Cycling & Walking Facilities

This is a continuation of the Social Housing Partnership Fund to work collaboratively with Registered Social Landlords (RSL) landlords and their tenants and (where appropriate) other residents, local stakeholders, Scottish Active Travel partner organisations and professional bodies to review conditions for pedestrians around properties managed by RSLs- prioritising sites where new development is taking place and produce reports detailing findings.

European Climate Foundation 2021-22

This grant is designated to work with affinity groups and marginalised communities to engage and amplify the voices of communities in improving their street environments for better air quality, congestion, unsafe streets, and transport poverty.

Transport Scotland Walking Nation 2021-22

Transport Scotland Walking Nation is a project to encourage and enable healthy and enjoyable walking habits for life, achieving modal shift from less active to more active, low carbon journeys with Local Authorities, Regional Transport Partnerships (RTP) and other partners to support schools with WOW, walk to school challenge.

Purposes of designated funds

These are the funds that the Trustees have set aside for a specific purpose.

Stabilisation fund

Denotes amount set aside to facilitate a smooth transition from the end of the current funding cycle to the next.

Development fund

Represents funds set aside to spend on designated projects in the period to end September 2022, comprising a comprehensive upgrade of IT systems, new CRM, income diversification study, enhanced membership and supporter assistance and development of Living Streets work in Wales.

**NOTES TO THE FINANCIAL STATEMENTS (CONTINUED)
FOR THE 18-MONTH PERIOD ENDED 31 MARCH 2023**

19. Movement in funds (continued)

Legacy fund

Received from the estate of a committee member which is set aside for training and development of our future pool of young diverse talents in the organisation.

Revaluation reserve

Represents the unrealised gain included within investments.

Reserve fund

Denotes the amount prudently set aside to enable an orderly winding up of the charity's affairs in the unlikely event this should be required.

NOTES TO THE FINANCIAL STATEMENTS (CONTINUED) FOR THE 18-MONTH PERIOD ENDED 31 MARCH 2023

20. Operating lease commitments

The charity had the following total minimum lease payments under non-cancellable operating leases:

Land and Buildings	As at 31 March 2023	As at 30 September 2021
	£	£
Operating leases which expire:		
Within one year	-	113,800
After one but within two years	-	50,508
	-	164,308

The office lease for the London office expired on 11 March 2023.

21. Related party transactions

Living Streets Services Ltd (Company Registration number 07471406) is a wholly owned subsidiary of Living Streets. The subsidiary sold goods worth £1,059,073 (2021: £866,721) to the charity on normal commercial terms and reported a profit of £314,839 on all its activities in the 18-month period to 31 March 2023 (2021: £434,449). An amount of £40,988 was owed to the subsidiary at year end.

The son of a key management personnel member was employed by the Charity during the year. Payments that were made to him during the reporting period amount to £22,334 (2021: £nil).



LIVINGSTREETS.ORG.UK



INFO@LIVINGSTREETS.ORG.UK



020 7377 4900

WE ARE LIVING STREETS, THE UK CHARITY FOR EVERYDAY WALKING

© LIVING STREETS 2020. LIVING STREETS (THE PEDESTRIANS' ASSOCIATION) IS A REGISTERED CHARITY NO. 1108448 (ENGLAND AND WALES) AND SC039808 (SCOTLAND). COMPANY LIMITED BY GUARANTEE (ENGLAND AND WALES), COMPANY REGISTRATION NO. 5368409. 133 WHITECHAPEL HIGH STREET, ALDGATE, E1 7QA